





# TRANSFORMING LIVES THROUGH CAREFLEX

## PRODUCT GUIDE



To find out more or to book a free, no-obligation assessment or product demonstration please:

Call: 0800 018 6440  
Email: [enquiries@careflex.co.uk](mailto:enquiries@careflex.co.uk)  
Visit: [www.careflex.co.uk](http://www.careflex.co.uk)





## What's inside

Clinical Evaluation & Research .....	4
Welcome .....	6
CareFlex Seating Levels .....	7
HydroCare® .....	8
HydroCare: Standard Features.....	10
HydroCare: Accessories .....	12
HydroCare: Technical Details.....	13
HydroTilt® .....	14
HydroTilt: Standard Features .....	16
HydroTilt: Accessories .....	18
HydroTilt: Technical Details .....	19
HydroTilt XL .....	20
SmartSeat™ .....	21
SmartSeat: Standard Features.....	22
SmartSeat: Accessories.....	24
SmartSeat: Technical Details .....	25
HydroFlex® .....	26
HydroFlex: Standard Features .....	28
HydroFlex: Accessories .....	30
HydroFlex: Technical Details .....	31
SmartSeatPro™ .....	32
SmartSeatPro: Standard Features .....	34
SmartSeatPro: Accessories .....	36
SmartSeatPro: Technical Details .....	37
Paediatric Seating .....	38
Huggle® .....	40
Huggle: Standard Features.....	40
Huggle: Accessories.....	41
Huggle: Technical Details.....	42
Seale-Hayne .....	43
Overnight Chair .....	44
Moving and Handling .....	45
The Importance of Chair Set-Up .....	46
Your CareFlex Assessment.....	47
How CareFlex Specialist Seating Works ..	48
CareFlex WaterCell Technology® .....	49
Custom-Made Devices .....	50
CareFlex Vision, Mission and Values.....	50
Book your CareFlex Specialist Training ....	51
How to Order .....	51
CareFlex Warranties and Aftercare .....	52
Our Product Testing.....	53
CareFlex Fabric Range.....	54





# Clinical Evaluation & Research

CareFlex is the only specialist seating manufacturer supported by independent clinical evidence over many years.

At CareFlex we have confidence and pride in our specialist seating and the positive changes we know it can have on people’s lives. We have always been open to the evaluation of our products to prove their clinical effectiveness. Since 1998 we have submitted our products to testing every eight to nine years to ensure we have the evidence to support our beliefs.

1998  
Medical Devices Agency (MDA) Evaluation PS5.

Armchairs with special features to reduce interface pressure. Alternating pressure cushions and supplementary cushions. A comparative evaluation.

The MDA evaluated our HydroTilt chair by measuring the ischial interface pressures of 12 elderly able-bodied subjects using the HydroTilt and comparing the results to the subjects’ ‘reference’ armchair.

The HydroTilt gave among the lowest interface pressure with a mean of 64.2 mmHg, compared to the ‘reference’ armchair’s mean of over 90 mmHg.

2007  
The HydroTilt Armchair: Meeting Complex Seating Requirements.

Fiona Collins, a Tissue Viability Consultant, completed an article which was published in International Journal of Therapy and Rehabilitation. She completed case studies of people with complex seating needs, showing the outcome of using a HydroTilt chair.

**Case Study 1 (terminal cancer)**

Tilt-in-space function maintained neutral position at pelvis, reduced kyphosis observed, pressure distributed more evenly due to correct seat depth and leg rest, self-reported improved comfort, no pressure damage to sacrum/buttocks/heels.


**Case Study 2 (dementia)**

More symmetrical sitting position, reduced lower leg oedema due to leg rest elevation, standing ability facilitated, skin remained intact.

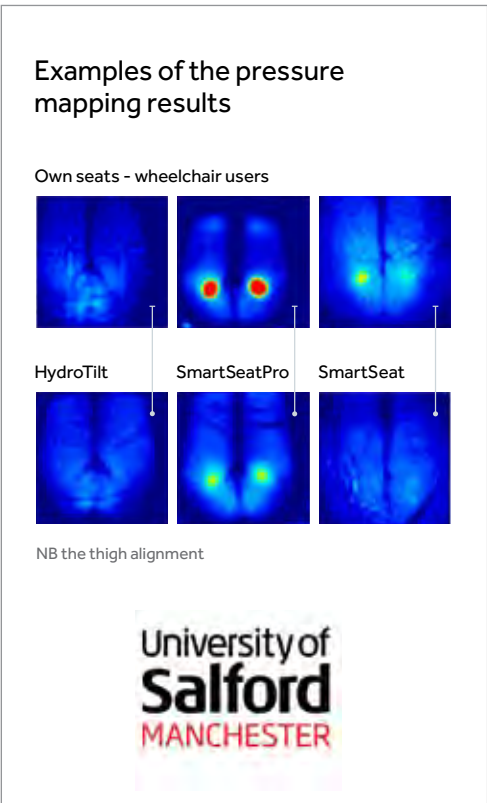
**Case Study 3 (advanced secondary progressive multiple sclerosis)**

HydroTilt proved to be solution for postural support and maximum pressure redistribution.

Fiona Collins concluded that there is a definite need for thorough assessment to ascertain seating goals. She believed that the HydroTilt can address a range of issues, including postural and pressure care needs, feeding, mobility, respiration, swallowing, oedema, comfort and dignity, and that WaterCell Technology provides optimum pressure redistribution.



## 2015/16 An Evaluation of Pressure and Comfort. The University of Salford.



CareFlex approached the University of Salford to carry out a study to look at the benefits of using CareFlex Specialist Seating and the effectiveness of WaterCell Technology, and to look at how people report their comfort in the chairs.

This is extremely important to help stop the high levels of ‘equipment abandonment’ which many healthcare professionals throughout the country witness daily.

An overview of the results can be seen below. If you would like more detailed information, please contact us.

**Results Overview**

“The researchers found that CareFlex chairs were reported to be comfortable and the effectiveness of WaterCell Technology is comparable with other studies in the field in regards to pressure redistribution properties for people with a disability who need to sit for prolonged periods of time.”

**Comfort vs Discomfort**

92% of participants reported the chairs as being comfortable. They described this by reporting positive feelings, i.e. falling asleep in the chair (50%), the chair being at the right temperature, feelings of stability and their body feeling more at ease, i.e. shoulder, eye level, etc.

**Occupations**

While they were seated in the chairs, 80% of participants reported being able to do more than they would usually do in terms of activities and leisure pursuits, i.e. watching TV, reading, knitting, etc.

**Average Pressure**

Between the three chairs, the average pressure was considerably lower than those in a comparable study - Kim and Chang (2013 - 60.95mmHg to 61.mmHg).

**Peak Pressure Index**

Across all three chairs, the peak pressure index was comparable to a study by Gil-Agudo et al (2009).

## What the participants had to say...

*'I'd forgotten what it felt like to sit somewhere comfortable... for the past three years I've literally either been in bed or in a wheelchair.'*

*'I very, very rarely sit anywhere else because it's not comfortable. I have sat in this chair... and done things that I wouldn't normally do... for longer periods of time than I would anywhere else.'*

*'I just find the chair so relaxing. I don't need my 'hotty' anymore.'*

*'It's novel being able to wear jeans with pockets on them again! On the settee I just end up with pocket marks on my bum!'*

*'It's got to be down to the chair... it's a strange feeling... because I've not experienced that in such a long time (8-9 years).'*

*'I'm just very comfortable and I can sit and cloud watch and I can sit for quite a while watching clouds!'*

*'... I didn't expect to doze in it... I was quite surprised when I woke up. I might have missed a goal as well!'*

*'It was like my whole body had had a transformation really because the comfort is good.'*

*'I feel like I'm sitting better than I normally would which is enabling me to do things more comfortably.'*





# Hello and welcome from the CareFlex team

Welcome to our CareFlex Product Guide which reflects over two decades' experience working with expert designers and concerned clinicians to design and manufacture high quality specialist seating.

Our chairs are clinically evaluated and have proved to be fit for purpose. They are custom built in Devon by a workforce that has a strong sense of responsibility to provide well-made chairs that will last. Our guarantees are worth having.

Last year we launched the new HydroTilt XL. We identified the need for a very comfortable, extra-large seat for the Bariatric market. A chair which is large, but not so large that it cannot be manoeuvred through doorways to accommodate clients at the lower end of the bariatric scale who are probably still ambulant but need posture and pressure relief to support other conditions or for rehabilitation.



Check your specialist seating. You may find you have a lot more CareFlex chairs than you realise, as we sell through a network of expert distributors who provide in-depth knowledge and first class after sales service.

Meet some of the team



Andy Coates  
Specialist Seating Assessor



Rebecca Dunstall  
Clinical Specialist



Paul Hancock  
Quality Assurance Leader



Emmett Conroy  
Production



Bev Vodden  
Quality Assistant



Megan Harris  
Seamstress

The HydroTilt continues to be our bestselling chair and is much copied.

*'The HydroTilt can address a range of issues relating to pressure and postural care... also ease problems associated with feeding, environmental interaction, mobility, respiration and swallowing, oedema and, perhaps most important of all, comfort and dignity.'*

Collins F (2007)

In May 2016 we relaunched our bestselling HydroTilt and now offer, as standard, a unique flip-up footplate and 25° negative leg rest angle to facilitate standing. As an option, where infection prevention and control is a key clinical priority, Infection Control Removable Covers are available and we have replaced Velcro in all exposed areas with plastic profile fittings and zips and minimised exposed seams on the covers. The HydroTilt has stood the test of time. Beware cheaper alternatives.

*"I have used CareFlex chairs for over 10 years, particularly for individuals with Huntington's Disease. The HydroTilt is an extremely robust long lasting chair, even after years of use. I have had these chairs pressure mapped with Huntington Disease patients and have had extremely positive results."* Senior Occupational Therapist, Badby Park Care Home, Daventry.

Training is the key to ensuring correct, safe and successful seating. This year we have joined forces with Stuart Barrow and his team at OTAC to run free CPD half day seminars at each of the OTAC conferences around the UK. We can also arrange on-site, individually tailored sessions for groups to fit in with busy schedules.

CareFlex is an ethical company. We are not solely profit focused. We want to make a difference. Through providing pioneering high quality products and education, we want every individual to have access to the best possible posture and pressure management product for them – to improve their quality of life and reassurance for their care providers.



Lindsey Townsend, Managing Director, CareFlex.



## CareFlex Seating Levels

With so many chairs available with different functions and features – and each user having different needs – finding the right one is not always straightforward. To make it easier for you, we have classified specialist seating into four levels, based on a user's level of need and the complexity of the chair required. You can use the following four levels as a guide to establish which CareFlex chair is right for you, your client or family member.

### Level 1

**The Need**  
For circumstances where sitting is the primary posture for most of the day's activities – assistance may be needed to rise to standing and to change position for eating or relaxing.

**The Chair**  
A comfortable and supportive chair that is simple to adjust, offering durability, familiarity and stability for activities. Integral pressure relief helps to prevent soft tissue damage as a result of immobility, and the chair allows movement if the user is able to change and correct their position.

### HydroCare® Level 1



### Level 2

**The Need**  
For maintaining independence and keeping active. For example, following a fall, minor stroke or hip replacement, or when getting up from a sofa takes too much effort.

**The Chair**  
A solid, stable chair that is made to fit each user in terms of seat height, depth and width, with an integral system to raise the user safely to a standing position or lower them down to sitting. Once sat, the user can change their position according to how active they are so a recline facility with leg rest elevation is incorporated.

### Level 3

**The Need**  
For situations where support is needed to accommodate posture and allow maximum functionality for long periods through the day. The posture may be complex and additional support may be needed to control the position of parts of the body affected by neurological or musculoskeletal conditions.

**The Chair**  
A chair that is simple and safe to operate, to encourage regular repositioning either independently or by a carer – for example using Tilt-in-Space technology, leg rest elevation and foot support. The chair is compatible with independent, assisted or hoist transfer, and incorporates medium to high level pressure relief in the seat, back and leg rest.

### HydroTilt® Level 3



### SmartSeat™ Level 3



### Huggle® Level 3



### Level 4

**The Need**  
For cases where posture is likely to deteriorate significantly as a result of disability or illness – where total support is required to limit deterioration and provide a functional, comfortable and energy efficient position. The ability of the user's soft tissues to handle internal and external stresses may have been compromised by their condition.

**The Chair**  
A fully adjustable chair that encourages a symmetrical and midline position. It is highly adaptable so that the type and position of support can be easily modified to suit the changing needs of the user, and offers total pressure relief.

### HydroFlex® Level 4



### SmartSeatPro™ Level 4







## Mum's cup of tea **HydroCare<sup>®</sup>**

The simple, supportive pressure management chair for older people and those in dementia care. Promotes a sense of comfort, security and relaxation.

- Particularly useful for older people in residential and domestic care

**TRANSFORMING LIVES THROUGH CAREFLEX**

# HydroCare<sup>®</sup>

The HydroCare is a simple, supportive pressure management chair for the frail and elderly or anyone in need of a comfortable seat which offers maximum pressure relief using CareFlex WaterCell Technology.<sup>®</sup> It promotes a sense of security and relaxation.



Particularly useful for older people in residential and domestic care

## CLIENT GROUPS

- Dementia care
- Frail and elderly
- Early stage Huntington's Disease
- Palliative care
- Parkinson's Disease
- Cardiovascular conditions
- Osteoporosis
- Rheumatoid Arthritis

## ENVIRONMENTS

- Dementia care units
- Residential care

## SIZE OPTIONS

- Seat Width: 380/430/480mm (Factory Set)
- Seat Height: 400/440/480mm (Factory Set)
- Seat Depth: 370 - 510mm
- Seat Angle: 10°/15°/20°
- Maximum User Weight: 160kg

# Features Included as Standard

At no additional cost



**Back Angle Recline (BAR)**  
Find out more on page 48.



**Maximum Pressure Relief**  
The seat cushion uses CareFlex WaterCell Technology<sup>®</sup> and Vapour Permeable (VP) upholstery, which work synergistically to provide continuous pressure relief.

**Seat Sizes**  
There are 9 combinations of seat height and width available. This means a comfortable fit can be achieved for a wide range of users, providing optimal function and comfort.

**Adjustable Seat Depth and Angle**  
The seat depth can be easily adjusted to ensure the user's pelvis stays right back in the seat. Together with the choice of seat angle, this ensures correct pelvic alignment and prevents a tilted sacral sitting posture, protecting against pressure-related skin damage.



**Padded Sliding Footplate**  
A sliding footplate to provide greater comfort and support to the feet during portering.

**4 Fully Braked Twin Wheel Castors**  
The twin wheel castors spread the chair's load over a larger surface area, making it easier to push the chair between communal or private areas in the user's environment. Each castor has a foot operated brake to stop rolling.



TRANSFORMING LIVES THROUGH CAREFLEX



# HydroCare® Accessories

The HydroCare can be tailored to the specific needs of any individual through our range of advanced accessories.



**Pelvic Belt**  
A simple webbing belt ideal for use during portering.



**Padded Pelvic Belt**  
Maintains pelvic position. Padded for user comfort.



**Foam Headrest**  
Available in shallow, medium and deep, providing basic lateral head control.



**Neck Headrest**  
Has a deep profile to give greater lateral control.



**Soft Headrest**  
A comfortable rectangular pillow, available in shallow and deep.



**Soft Profiled Headrest**  
A contoured pillow to fit shoulders, neck and head providing a supportive head position.



**Soft Pillow Headrest**  
A deep, ultra soft pillow that conforms to the shape of head and shoulders providing a higher level of comfort.



**Flat Back**  
Foam structured cushion with a mid-lumbar change of angle to fully support the back.



**Contoured Back**  
Has additional lateral support in the lumbar area.



**Waterfall Back**  
A 3 pillow back providing a very soft conforming back support. Supports from head to lower back.



**Tray**  
A plastic tray with low profiled edges to aid activities and leisure.

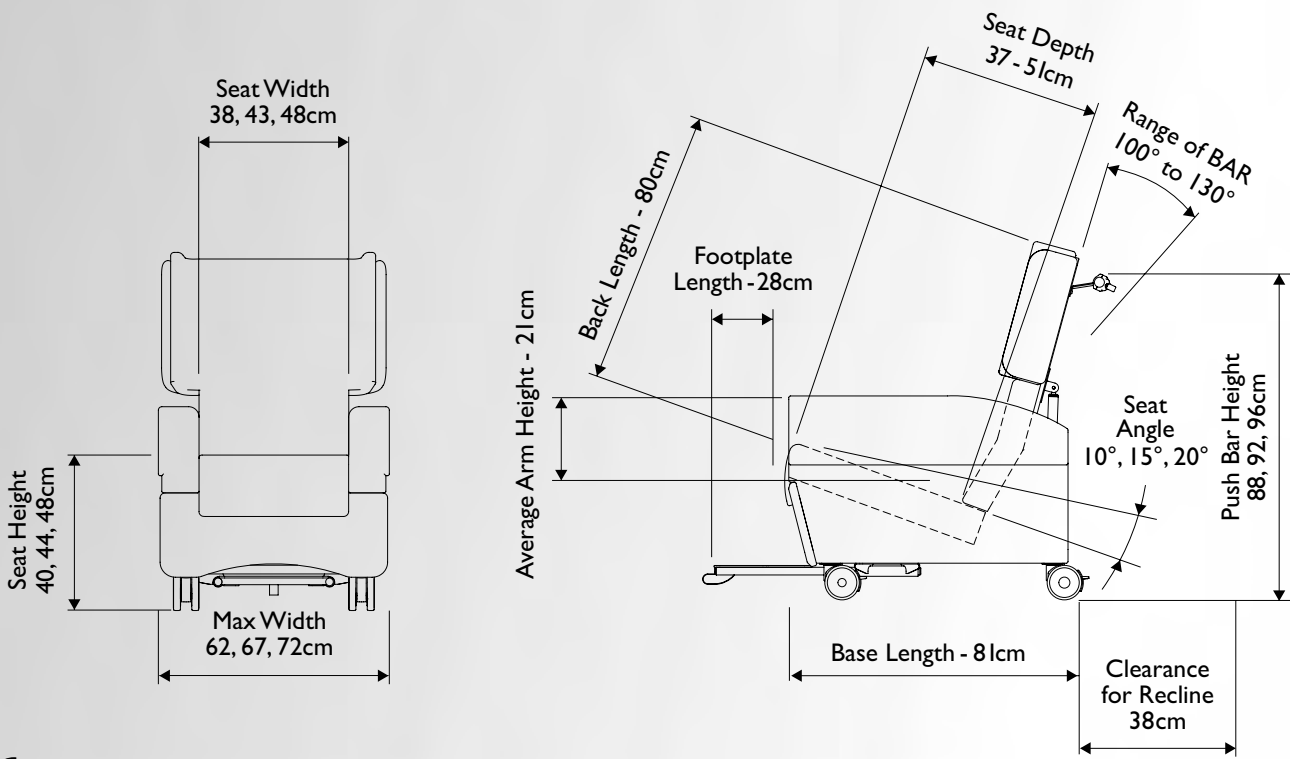


**Block Leg Rest**  
Has a foam topper for basic pressure relief. The leg rest can be attached for extra security and portering.

**Pocket Arm Cover**  
The pocket arm covers fit over the existing arms of the chair providing additional protection to the chair for those clients with more challenging behaviours.



# HydroCare® Technical Details



CE Class 1 Medical Device



TRANSFORMING LIVES THROUGH CAREFLEX





## Good news for Dad **HydroTilt®**

The accommodating all-round chair for posture, pressure and comfort management in equal measure.

- Suitable for a wide range of seating needs, in all care environments

TRANSFORMING LIVES THROUGH CAREFLEX



# HydroTilt®

Our best-selling HydroTilt is an accommodating all-round chair for posture, pressure and comfort management in equal measure. It is suitable for a wide range of seating needs, in all care environments. It is a well-thought out, effective design which is simple to use and virtually problem free.

*"I have used CareFlex chairs for over 10 years, particularly for individuals with Huntington's Disease. The HydroTilt is an extremely robust, long lasting chair. Even after years of use, I have had these chairs pressure mapped with HD patients and have had extremely positive results."*

Senior Occupational Therapist, Badby Park



Suitable for children and adults of all ages, with a variety of needs in all care environments

## CLIENT GROUPS

- Semi-ambulant and non-ambulant
- Frail and elderly
- Neurological conditions (e.g. Multiple Sclerosis, Muscular Dystrophy, Motor Neurone Disease)
- Cardiovascular conditions
- Orthopaedic conditions

## ENVIRONMENTS

- Domestic and homecare
- Nursing and residential homes
- Hospital wards
- Hospices and respite care
- Paediatric units and schools

## SIZE OPTIONS

- Mini: Internal Seat Width 280/330/380/430mm
- Small: Internal Seat Width 280/330/380/430mm
- Medium: Internal Seat Width 350/400/450/500mm
- Large: Internal Seat Width 550/600mm
- XL: Internal Seat Width 600/650mm
- Maximum User Weight: Small/Mini 75kg Medium/Large 160kg XL 250kg

# Features Included as Standard

At no additional cost



### Backrest

The backrest delivers pressure relief and long-term comfort by offering simple conforming support to the lower back whilst the user is sitting upright and in a tilted position.



### Maximum Pressure Relief


The seat cushion uses CareFlex WaterCell Technology® and Vapour Permeable (VP) upholstery, which work synergistically to provide continuous pressure relief.

### Unique Angle Adjustable, Padded Flip-up Footplate



### 25° Negative Angle

The leg rest now has a 25° negative leg rest angle to facilitate standing. It also offers a more comfortable seating position for clients with tight hamstrings.



### Tilt-in-Space (TiS)

Find out more on page 48.



### Wooden or Soft Hand Grips

Wooden hand grips are solid enough to support the user as they rise to standing. Soft hand grips are an alternative option and consist of an upholstered foam pad fitted in the same position.

### Adjustable Seat Depth

To maximise the performance of the WaterCell back, the seat depth can be easily adjusted to ensure the user's pelvis stays right back in the seat, correctly aligned and not tilting into a sacral sitting posture.

### Loose Covers

For multi-user adaptability.

### 2 Braked Castors and 2 Swivel Castors

The castors have sealed bearing hubs for enhanced durability and smoother manoeuvrability. The two rear castors have a full brake to stop rolling. With the brakes applied, the user can confidently transfer from the chair without fear of the chair moving.

TRANSFORMING LIVES THROUGH CAREFLEX




# HydroTilt® Accessories

The HydroTilt can be tailored to the specific needs of any individual through our range of advanced accessories.



**Pelvic Belt**  
A simple webbing belt ideal for use during portering.




**Padded Pelvic Belt**  
Maintains pelvic position. Padded for user comfort.



**4-Point Padded Pelvic Belt**  
Four straps control pelvic position for maximum stability. Padded for user comfort.



**Groin Harness**  
A positioning aid to provide maximum pelvic control and prevent the user from sliding forward in the seat.



**Chest Harness**  
Gives comfort and support without restricting active positioning.



**Sternum Harness**  
Provides greater upper trunk stability but allows for user movement.



**Foam Headrest**  
Available in shallow, medium and deep, providing basic lateral head control.




**Neck Headrest**  
Has a deep profile to give greater lateral control.



**Soft Headrest**  
A comfortable rectangular pillow, available in shallow and deep.



**Soft Profiled Headrest**  
A contoured pillow to fit shoulders, neck and head providing a supportive head position.



**Soft Pillow Headrest**  
A deep, ultra soft pillow that conforms to the shape of head and shoulders providing a higher level of comfort.




**InLine Headrest**  
Memory Foam lining providing full cranial support with cut-away sides for unobstructed sight and hearing.



**Contoured Back**  
Provides gentle lateral support for the upper trunk. Centralises the posture with contoured pads but allows movement.



**Waterfall Back**  
Consists of 2 lumbar cushions and a head cushion which accommodates posture and manages pressure with comfort.




**Adjustable Laterals**  
Prescriptive thoracic control with independent height and width adjustment. Comes in one size and shape.



**Lateral Blockers**  
L-shaped pads to provide simple lateral support.



**Assurance Arms**  
Arm covers wrap around the front of the chair sides to prevent picking of the arm seams.



**Back Rest Wedge**  
To adjust the back rest angle.



**Tray**  
A plastic tray with low profiled edges to aid activities and leisure.



**Pommel**  
Supports the whole knee preventing legs from pinching together.



**Seat Wedge**  
Creates an acute hip angle to keep the pelvis in the back of the seat.



**Channel Leg Rest**  
Helps centralise leg position.



**Leg Rest Extension**  
Used to increase the length of the leg rest once elevated. For those with longer legs and if foot support is not required.



**Footplate Lozenge**  
To provide greater comfort or for shorter leg length.



**Detachable Footplate Pad**  
To provide greater comfort or for shorter leg length. Attaches to the footplate.



**Soft Pillow Footplate Pad- Shallow or Deep**  
The soft pillow shaped pad is quickly and easily fixed to the existing footplate to provide greater client comfort. It can be used with all of our footplates.



**Channel Footplate Pad**  
Quickly and easily fixed to the existing footplate to provide greater client comfort and to aid correct foot positioning. Only available with standard leg rest.



**Chair Protector**  
Fits over the seat, arms and lower back. Prevents contamination and stops debris getting trapped in the moving parts of the chair.

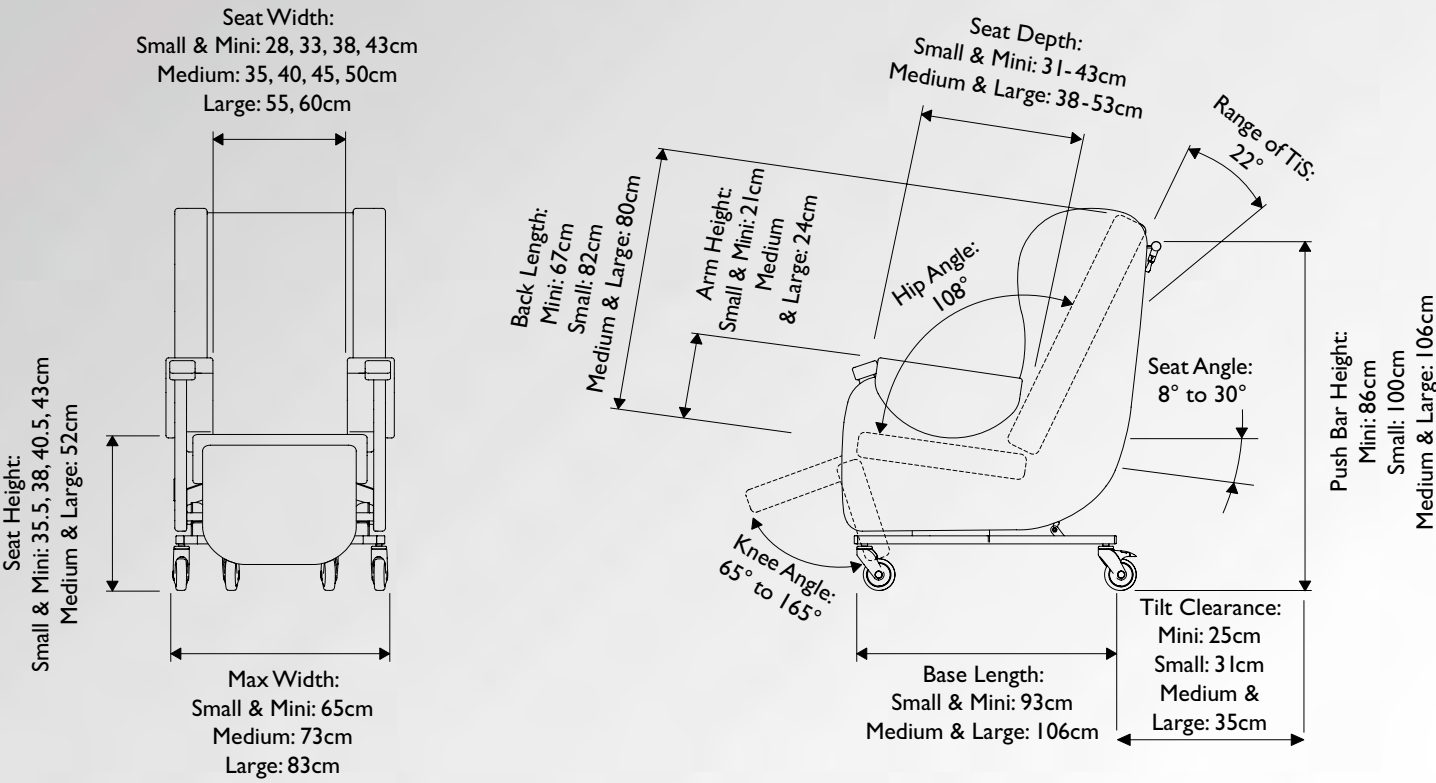


**Manual or Motorised**  
Chair functions can be operated by manual gas action control or battery controlled motors.



**Pocket Arm Cover**  
The pocket arm covers fit over the existing arms of the chair providing additional protection to the chair for those clients with more challenging behaviours.

# HydroTilt® Technical Details



CE Class 1 Medical Device



TRANSFORMING LIVES THROUGH CAREFLEX



# HydroTilt XL®

The new XL benefits from all the tried and trusted features of the HydroTilt. A well thought out, effective design which is simple to use, it is perfect for those with increased body weight and physical size.

Powered Tilt-in-Space and leg rest elevation ensure effortless adjustment by the client or carer.



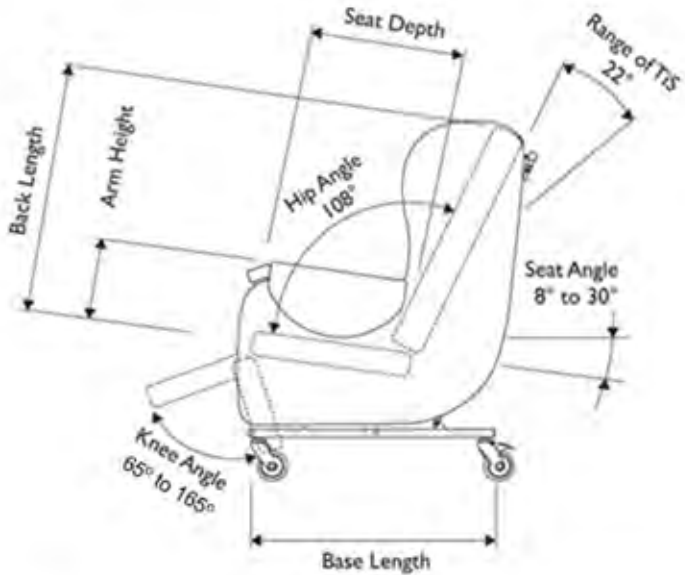
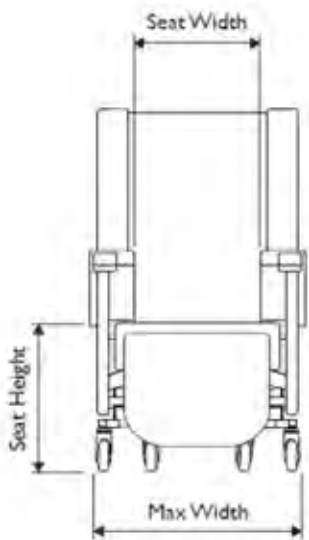
Suitable for adults, with a variety of needs in all care environments



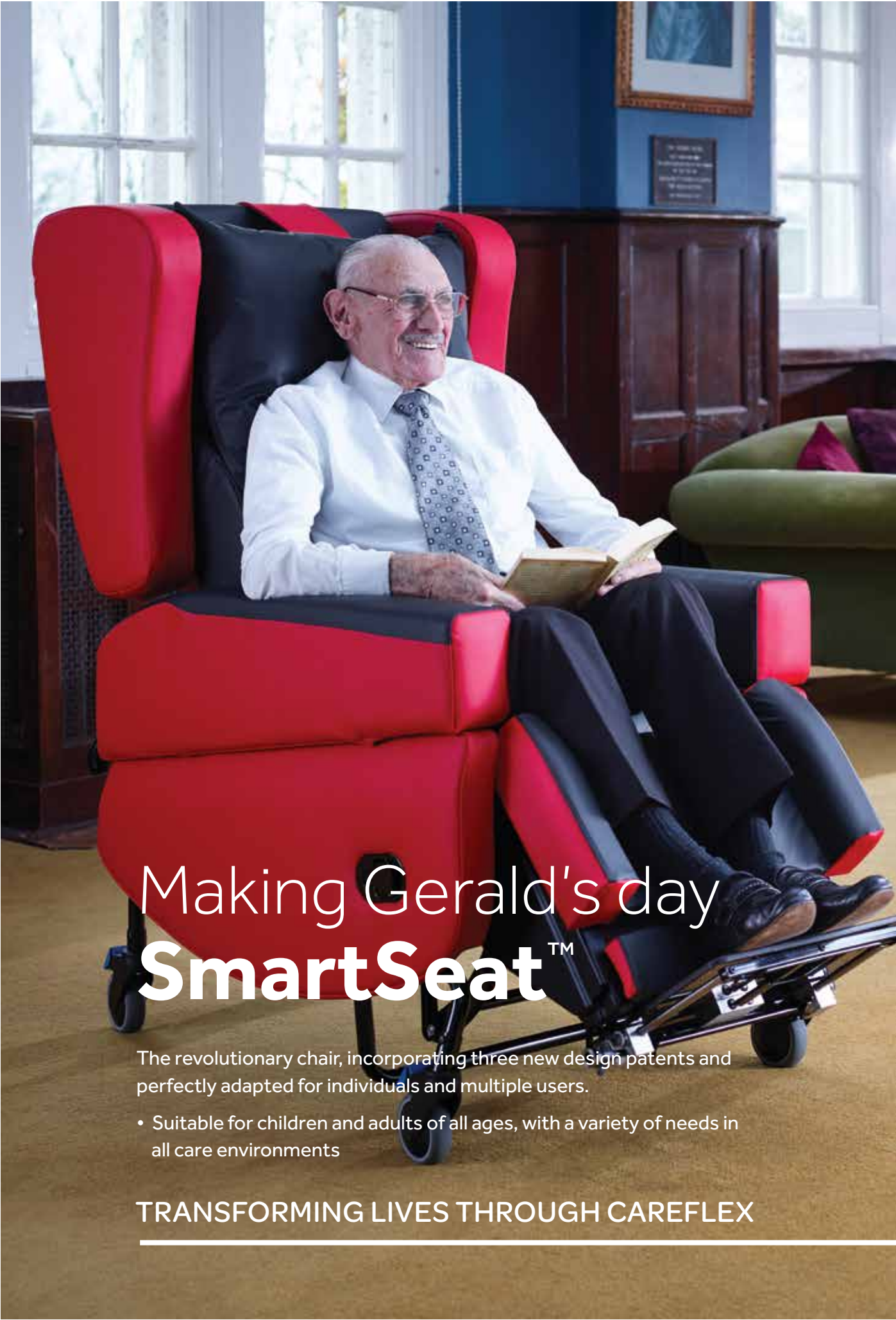
The waterfall back can be easily reconfigured to comfortably accommodate a gluteal shelf.

## HydroTilt® XL Technical Details

CE Class 1 Medical Device



SEAT WIDTH	SEAT HEIGHT	MAX WIDTH	SEAT DEPTH	BASE LENGTH	BACK LENGTH	ARM HEIGHT
60-65cm	56cm	85cm	38-53cm	106cm	80cm	24cm



Making Gerald's day  
**SmartSeat™**

The revolutionary chair, incorporating three new design patents and perfectly adapted for individuals and multiple users.

- Suitable for children and adults of all ages, with a variety of needs in all care environments

TRANSFORMING LIVES THROUGH CAREFLEX



# SmartSeat™

The SmartSeat is a highly adjustable, modular seating system designed for individual use or is perfectly adaptable for multiple users. Seat width can be adjusted with a simple single handed adjustment system. No need to remove upholstery or use tools.



Suitable for children and adults of all ages, with a variety of needs in all care environments

## CLIENT GROUPS

- Congenital conditions (e.g. Cerebral Palsy)
- Neurological conditions (e.g. Multiple Sclerosis, Muscular Dystrophy, Motor Neurone Disease)
- Early stage Huntington's Disease
- Lower limb amputees
- Stroke rehabilitation
- Learning difficulties
- Frail and elderly

## ENVIRONMENTS

- Domestic and homecare
- Nursing and residential homes
- Hospital wards
- Hospices and respite care
- Paediatric units and schools

## SIZE OPTIONS

- Small: Internal Seat Width 280 - 400mm
- Medium: Internal Seat Width 380 - 500mm
- Maximum User Weight: Small: 100kg and Medium: 160kg

# Features Included as Standard

At no additional cost

### Recessed Ergonomic Push Handle

For safe and easy handling – designed with carers in mind.

### Section Back with Dynamic Spring

The back has three separate sections for lumbar, mid back and upper back. The lumbar section is curved to support the lordosis. The middle section can be interchanged to be either flat or laterally contoured for moderate trunk support.



### Easy Seat Adjustments

Tailored seat-width adjustment is built into the chair with a simple single handed adjustment system.

### Seat Height and Depth Adjustments

There are three seat height settings which allows the chair to be configured to suit each user. The seat depth can also be easily adjusted to ensure the user's pelvis stays right back in the seat. This ensures correct pelvic alignment and prevents a tilted sacral sitting posture.

### Advanced Materials, Fully Recyclable

The chair is built from fully recyclable materials, which also perform to the highest standards in the everyday care environment.

### Integral Stowable Angle Adjustable Footplate

The first chair to offer an integral footplate that can be deployed at any point in the range of motion and stows away behind the leg rest. The footplate can be extended to accommodate larger feet and its angle can be adjusted for maximum comfort, when the user's legs are elevated.

### Tilt-in-Space (TIS)

Redistribute body weight whilst maintaining hip and knee angle.

### Flat Back Cushion

Providing optimal comfort and pressure relief.



### Fully Removable Arms

Both arms are removable allowing easy access and transfer from both sides.

### Maximum Pressure Relief

The seat cushion uses CareFlex WaterCell Technology® and Vapour Permeable (VP) upholstery, which work together to provide continuous pressure relief.

### Full Width, Independently Elevating Channel Leg Rest

The leg rest smoothly follows the biomechanical movement of the lower legs as they pivot at the knee joint, giving uniform support to the lower legs and knee whilst preventing drag to the skin.



### J-Strip Covering Technology, Hook and Loop Free Covers, Fully Removable

Neat fitting removable covers have been achieved by using J-Strip technology, meaning less risk of infection and a smarter finish to the chair.





# SmartSeat™ Accessories

The SmartSeat can be tailored to the specific needs of any individual through our range of advanced accessories.



**Pelvic Belt**  
A simple webbing belt ideal for use during portering.



**Padded Pelvic Belt**  
Maintains pelvic position. Padded for user comfort.



**4-Point Padded Pelvic Belt**  
Four straps control pelvic position for maximum stability. Padded for user comfort.



**Groin Harness**  
A positioning aid to provide maximum pelvic control and prevent the user from sliding forward in the seat.



**Chest Harness**  
Gives comfort and support without restricting active positioning.



**Sternum Harness**  
Provides greater upper trunk stability but allows for user movement.



**Foam Headrest**  
Available in shallow, medium and deep, providing basic lateral head control.



**Neck Headrest**  
Has a deep profile to give greater lateral control.



**Soft Headrest**  
A comfortable rectangular pillow, available in shallow and deep.



**Soft Profiled Headrest**  
A contoured pillow to fit shoulders, neck and head providing a supportive head position.



**Soft Pillow Headrest**  
A deep, ultra soft pillow that conforms to the shape of head and shoulders providing a higher level of comfort.



**InLine Headrest**  
Memory Foam lining providing full cranial support with cut-away sides for unobstructed sight and hearing.



**Contoured Back**  
Provides gentle lateral support for the upper trunk. Centralises the posture with contoured pads but allows movement.



**Adjustable Laterals**  
Prescriptive thoracic control with independent height and width adjustment. Comes in one size and shape.



**Tray**  
A plastic tray with low profiled edges to aid activities and leisure.



**Pommel**  
Supports the whole knee preventing legs from pinching together.



**Seat Wedge**  
Creates an acute hip angle to keep the pelvis in the back of the seat.



**Detachable Footplate Pad**  
To provide greater comfort. Attaches to the footplate.



**Soft Pillow Footplate Pad - Shallow or Deep**  
The soft pillow shaped pad is quickly and easily fixed to the existing footplate to provide greater client comfort. It can be used with all of our footplates.



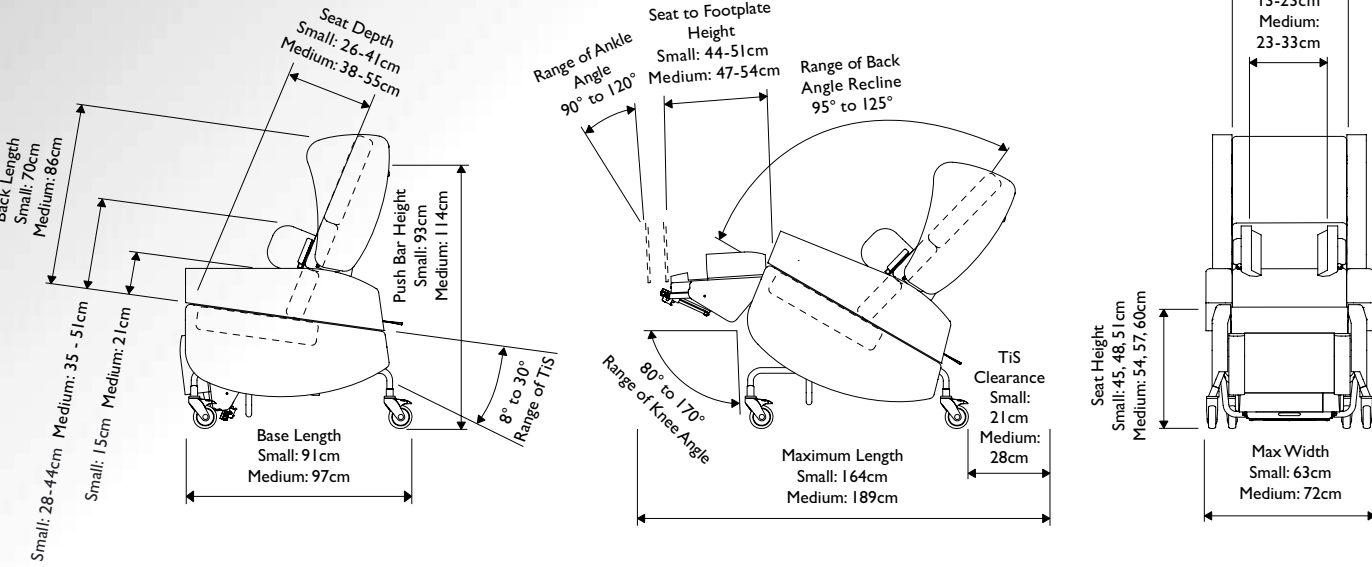
**Chair Protector**  
Fits over the seat, arms and lower back. Prevents contamination and stops debris getting trapped in the moving parts of the chair.



**Manual or Motorised**  
Chair functions can be operated by manual gas action control or battery controlled motors.



# SmartSeat™ Technical Details



CE Class 1 Medical Device



TRANSFORMING LIVES THROUGH CAREFLEX





# A new chapter for Shirley

## HydroFlex™

The flexible rehabilitation chair that offers high levels of adaptability for those with more complex posture and pressure management needs.

- For those with complex seating needs, in all care environments

TRANSFORMING LIVES THROUGH CAREFLEX



# HydroFlex<sup>®</sup>

The HydroFlex is made for rehabilitation. It offers high levels of adaptability for those with more complex posture and pressure management needs. This highly flexible chair combines an articulating back, Back Angle Recline (BAR), Tilt-in-Space (TiS) and integral pressure management. Ideal for use in all care environments.



Suitable for children and adults of all ages, with a variety of needs in all care environments

## CLIENT GROUPS

- Semi-ambulant and non-ambulant
- Cerebral Palsy (particularly young adults)
- Stroke rehabilitation
- Dementia care
- Motor Neurone Disease
- Multiple Sclerosis
- Road traffic accident and spinal cord injury

## ENVIRONMENTS

- Domestic and homecare
- Nursing and residential homes
- Specialist wards (stroke rehabilitation, brain or spinal injury, intensive therapy units)

## SIZE OPTIONS

- Small: Internal Seat Width 280/330/380/430mm
- Medium: Internal Seat Width 350/400/450/500mm
- Maximum User Weight: Small: 100kg and Medium: 150kg

# Features Included as Standard

At no additional cost

### Ergonomic Push Handle

For safe and easy handling – designed with carers in mind.



### Articulating Back and Adjustable Wings

The seat back allows for specific profiling to accommodate kyphosis and other complex head positioning issues. Combined with tailored adjustment of the wings (inwards or outwards) a stable head position can be achieved ensuring maximum comfort for the user.

### Fixed or Loose Covers

Choice of fixed covers for easy cleaning, or loose covers for multi-user adaptability.



### Independently Elevating, Channel Leg Rest

An articulating leg rest with integral footplate to provide a comfortable posture. Lifts the legs above hip level to reduce lower leg swelling and to help the user stabilise their posture.



### Tilt-in-Space (TiS)

Find out more on page 48.

### Back Angle Recline (BAR)

Find out more on page 48.

### Flat Back Rest with CareFlex WaterCell Technology<sup>®</sup>

Delivers pressure relief and long-term comfort by offering simple conforming support to the lower back whilst the user is sitting upright and in a tilted position.

### Maximum Pressure Relief

The seat cushion uses CareFlex WaterCell Technology<sup>®</sup> and Vapour Permeable (VP) upholstery, which work synergistically to provide continuous pressure relief.



### Angle Adjustable, Fold Down Footplate

Single-side release of the footplate angle control mechanism simplifies operation. Lowering the footplate, adjusting the angle and stowing the footplate can all be carried out from one side of the chair.

### 4 Fully Braked Castors

The castors have sealed bearing hubs for enhanced durability and smoother manoeuvrability. Each castor has a full brake to stop rolling.


The adjustable laterals shown in this picture can be ordered as an optional extra.





# HydroFlex® Accessories

The HydroFlex can be tailored to the specific needs of any individual through our range of advanced accessories.



**Pelvic Belt**  
A simple webbing belt ideal for use during portering.




**Padded Pelvic Belt**  
Maintains pelvic position. Padded for user comfort.



**4-Point Padded Pelvic Belt**  
Four straps control pelvic position for maximum stability. Padded for user comfort.



**Groin Harness**  
A positioning aid to provide maximum pelvic control and prevent the user from sliding forward in the seat.



**Chest Harness**  
Gives comfort and support without restricting active positioning.



**Sternum Harness**  
Provides greater upper trunk stability but allows for user movement.



**Foam Headrest**  
Available in shallow, medium and deep, providing basic lateral head control.



**Neck Headrest**  
Has a deep profile to give greater lateral control.



**Soft Headrest**  
A comfortable rectangular pillow, available in shallow and deep.



**Soft Profiled Headrest**  
A contoured pillow to fit shoulders, neck and head providing a supportive head position.



**Soft Pillow Headrest**  
A deep, ultra soft pillow that conforms to the shape of head and shoulders providing a higher level of comfort.



**InLine Headrest**  
Memory Foam lining providing full cranial support with cut-away sides for unobstructed sight and hearing.



**Contoured Back**  
Provides gentle lateral support for the upper trunk. Centralises the posture with contoured pads but allows movement.



**Adjustable Laterals**  
Adaptable thoracic control with independent height and width adjustment. Various pad size and shape options for simple or complex spinal profiles.



**Blockers**  
Pads which provide simple lateral support. Covered with Vapour Permeable (VP) fabric.



**Transfer Arm**  
Arms can be removed for client transfer in and out of the chair. Available on one or both sides.



**Pommel**  
Supports the whole knee preventing legs from pinching together.



**Seat Wedge**  
Creates an acute hip angle to keep the pelvis in the back of the seat.



**Soft Pillow Footplate Pad- Shallow or Deep**  
The soft pillow shaped pad is quickly and easily fixed to the existing footplate to provide greater client comfort. It can be used with all of our footplates.



**Detachable Footplate Pad**  
To provide greater comfort. Attaches to the footplate.



**Extended Footplate**  
For full foot sensory feedback.



**Channel Footplate Pad**  
Quickly and easily fixed to the existing footplate to provide greater client comfort and to aid correct foot positioning.



**Footplate Lozenge**  
To provide greater comfort or for shorter leg length.



**Anterior Knee Strap**  
Used with the pommel to block the front of the knees, pushing the pelvis into an upright position.



**Chair Protector**  
Fits over the seat, arms and lower back. Prevents contamination and stops debris getting trapped in the moving parts of the chair.

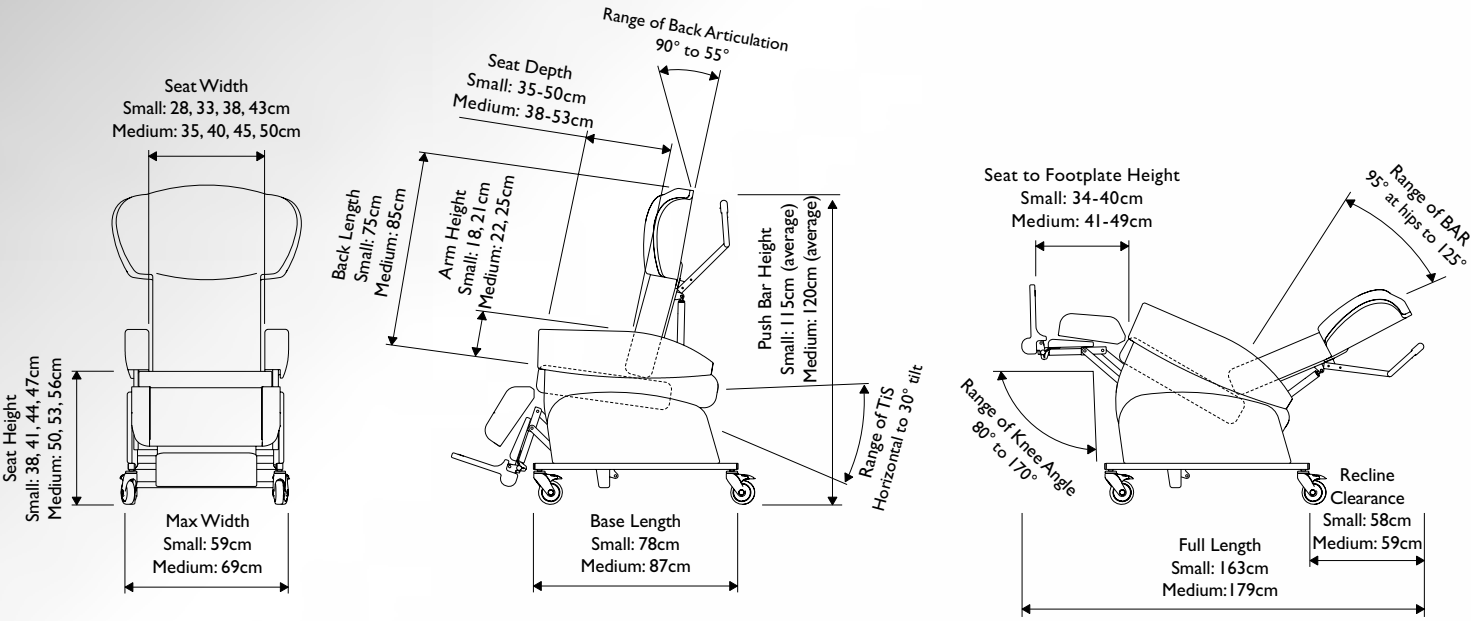


**Pocket Arm Cover**  
The pocket arm covers fit over the existing arms of the chair providing additional protection to the chair for those clients with more challenging behaviours.

**Manual or Motorised**  
Chair functions can be operated by manual gas action control or battery controlled motors.



# HydroFlex® Technical Details



CE Class 1 Medical Device



TRANSFORMING LIVES THROUGH CAREFLEX





## Supporting Jess **SmartSeatPro™**

The highly adjustable, modular seating system for clients with complex postural and pressure management needs.

- Suitable for children and adults of all ages, with a variety of needs in all care environments

**TRANSFORMING LIVES THROUGH CAREFLEX**



# SmartSeatPro™

The SmartSeatPro is a highly adjustable, modular seating system for clients with complex postural and pressure management needs. The individual back rest components can be quickly and easily adjusted to ensure that a range of postural asymmetries such as kyphosis, lordosis and scoliosis can be fully supported, stabilised and, where possible, corrected from the sacrum to the cervical spine.



Suitable for children and adults of all ages, with a variety of needs in all care environments

## CLIENT GROUPS

For those with complex postural needs:

- Scoliosis, Lordosis, Kyphosis
- Semi-ambulant or non-ambulant
- Multiple Sclerosis, Muscular Dystrophy, Motor Neurone Disease, Cerebral Palsy
- Dementia Care
- Head injury and spinal cord injury
- Stroke rehabilitation

## ENVIRONMENTS

- Nursing and residential homes
- Specialist wards
- Stroke rehabilitation, brain or spinal injury, intensive therapy units
- Domestic and homecare

## SIZE OPTIONS

- Small: Internal Seat Width: 280 - 400mm
- Medium: Internal Seat Width: 380 - 500mm
- Maximum User Weight:  
Small: 100kg and Medium: 160kg

# Features Included as Standard

At no additional cost



Adjustable Head and Shoulder Support

Height Adjustable Push Handle

Back Angle Recline (BAR)

Offers a comfortable hip position.



Removable Arms



Seat Width Adjustment

Seat Depth Adjustment

Advanced Materials

Hardwearing and easy to clean.

4 Fully Braked Casters



Tilt-in-Space (TiS)

Redistribute body weight whilst maintaining hip and knee angle.



Back Height Adjustment

The Adaptable Back reduces the need for many extra accessories

In-Built Mild Lateral Supports – which can be used as elbow pads

Three Seat Height Options

Can be readjusted on site.

Removable Seat Cushion

For easy cleaning.

Pressure Relief – WaterCell Technology fitted as standard

Prevention and relief from pressure ulcers.

Full Width, Independently Elevating, Channel Leg Rest

Elevates to 90° with no gap – eliminating the risk of entrapment. Channels as standard to help keep the legs in a comfortable and safe position. Slight negative angle when closed aids easy standing.



Integral, Stowable Angle Adjustable Footplate

Stability and sensory feedback.

NB Images show the optional Lever Adjustment Kit fitted.





# SmartSeatPro™ Accessories

The SmartSeatPro can be tailored to the specific needs of any individual through our range of advanced accessories.



**Basic Pelvic Belt**  
A simple webbing belt ideal for use during portering.



**Pelvic Belt with Sub-ASIS**  
Maintains pelvic position. Padded for user comfort.



**Chest Harness**  
Gives comfort and support without restricting active positioning.



**Groin Harness**  
A positioning aid to provide maximum pelvic control and prevent the user from sliding forward in the seat.



**Soft-profiled Headrest**  
A contoured pillow to fit shoulders, neck and head.



**Shallow & Deep Headrests**  
Choose a shallow or deep profile.

The full range of harnesses and headrests for the SmartSeat are compatible with the SmartSeatPro



**Seat Wedge**  
Creates an acute hip angle to keep the pelvis in the back of the seat.



**Tray**  
A plastic tray with low profiled edges to aid activities and leisure.



**Pommel**  
Supports the whole knee preventing legs from pinching together.



**Adjustable Laterals**  
Easy to use with height and width adjustment.



**Detachable Footplate Pad**  
To provide greater comfort. Attaches to the footplate.



**Soft Pillow Footplate Pad- Shallow or Deep**  
The soft pillow shaped pad is quickly and easily fixed to the existing footplate to provide greater client comfort. It can be used with all of our footplates.

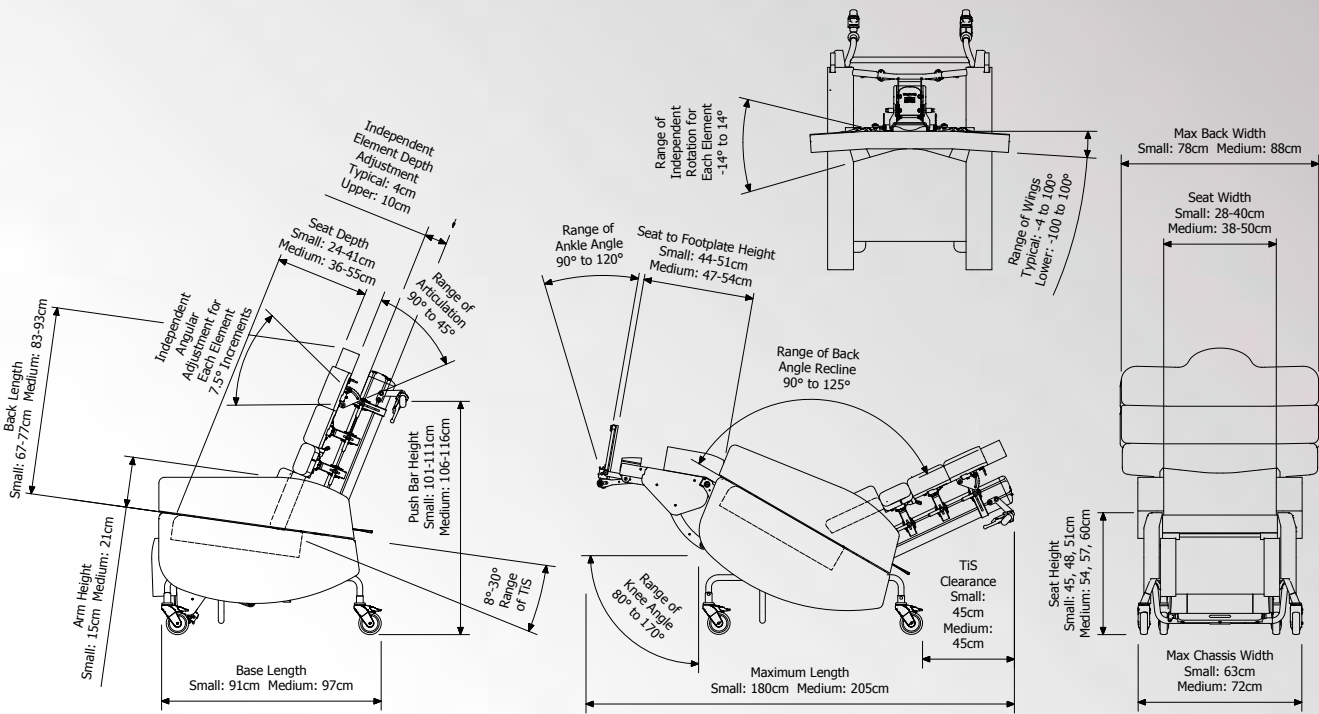


**Manual or Motorised**  
Chair functions can be operated by manual gas action control or battery controlled motors.

**Pocket Arm Cover**  
The pocket arm covers fit over the existing arms of the chair providing additional protection to the chair for those clients with more challenging behaviours.



# SmartSeatPro™ Technical Details



CE Class 1 Medical Device



TRANSFORMING LIVES THROUGH CAREFLEX





# Paediatric Seating

Safety. Comfort. Adaptability.

## HydroTilt® Small & Mini Simple, secure, dependable, robust and comfy.

The HydroTilt is the perfect occupational chair for children - great for activities such as watching TV, playing the newest computer games and just hanging out with friends and family. It's a super comfy chair with Tilt-in-Space (TiS) and integral pressure management (CareFlex WaterCell Technology®) in the seat and backrest. The key dimensions of seat depth and width can be easily adjusted to ensure that the young person is sitting with the appropriate amount of postural support. There is a wide range of accessories.

The HydroTilt now comes with a unique, angle adjustable, padded, flip-up footplate - fitted as standard. Additionally, the leg rest now has a 25° negative angle to facilitate standing. It also offers a more comfortable

seating position for clients with tight hamstrings. The flip-up angle adjustable footplate accommodates fixed angles of plantarflexion at the ankle, and provides a more restful ankle position whilst supporting the foot.

**Carers and Users can rely on the HydroTilt -** it has now been a work horse chair in hospitals and the community for over two decades. And the effectiveness of our WaterCell Technology is supported by clinical trials at The University of Salford. The great thing about the HydroTilt is its reliability. We can honestly say the number of problems with the HydroTilt over the years have been minimal. It is a well-thought out, effective design which is simple to use and virtually problem free.

- Ideal for small people.
- Mini and Small internal seat width: 280/330/380/430mm
- Maximum user weight: 75kg
- Technical details and accessories: see pages 18 and 19



## HydroFlex® Small An adaptable rehabilitation chair.

The HydroFlex is a highly flexible chair, combining an articulating back, Back Angle Recline (BAR), Tilt-in-Space (TiS) and integral pressure management. Like the HydroTilt, there is a wide range of accessories so the chair can accommodate specific postural adjustments or form part of a rehabilitation programme.

The chair offers high levels of adaptability for those with more complex posture and pressure management needs.

It is ideal for children and young adults with cerebral palsy, for brain or spinal injuries and intensive therapy units.

- Small internal seat width: 280/330/380/430mm
- Maximum user weight: 100kg
- Technical details and accessories: see pages 30 and 31



## SmartSeatPro™ Small Maximum flexibility for children and young adults with complex postural and pressure management needs.

The level of flexibility offered by the four part backrest means it can be easily configured to suit individual needs, aiding pelvic stability as well as trunk and head alignment.

The upper backrest components can be altered in height, depth, angle, offset and rotation.

The individual backrest components can be quickly and easily adjusted to ensure that a range of postural asymmetries such as kyphosis, lordosis and scoliosis can be fully supported, stabilised and, where possible, corrected - from the sacrum to the cervical spine.

The chair is ideal for young people with cerebral palsy and PMLD. It can be continually adjusted to allow for growth and when the child grows up, a medium sized chair is available offering exactly the same functionality.

- Small internal seat width: 280 - 400mm
- Maximum user weight: 100kg
- Technical details and accessories: see pages 36 and 37



## Huggle® Designed for children.

The comforting and flexible relaxation chair for children. Soft, safe and supportive. Adapts to offer greater freedom of

movement, or more cocooning comfort and support as required. See the following pages for full details.





# Huggle®

The comforting and flexible relaxation chair for children. Soft, safe and supportive. Adapts to offer greater freedom of movement, or more cocooning comfort and support as required.

- To help children relax in all care, educational and domestic environments.



Suitable for children, with a variety of needs in all care environments

## CLIENT GROUPS

- Cerebral Palsy
- Muscular Dystrophy
- Brittle Bone Syndrome

## ENVIRONMENTS

- Domestic and homecare
- Hospices and respite care
- Schools
- Hospital paediatric units

## SIZE OPTIONS

Toddler: Internal Seat Width - 270mm  
Junior: Internal Seat Width - 330mm  
Maximum User Weight: 35kg



# Features Included as Standard

At no additional cost



**Tilt-in-Space (TiS)**  
Find out more on page 48.

**Integral Pressure Relief**  
The seat cushion uses Reflexions® Foam and combined with the use of Tilt-in-Space, continuous pressure relief can be achieved.

**Adjustable Seat Depth**  
The seat depth can be easily adjusted to ensure the user's pelvis stays right back in the seat, correctly aligned and not tilting into a sacral sitting posture.

**Footplate and Slotted Leg Rest Pad or Reflexions® Foam Leg Rest Pad (no footplate)**  
Additional posture support is provided by an adjustable footplate and slotted leg rest. For occupants not requiring a footplate, a leg rest pad made from High-Elastic Reflexions® Foam can be provided instead for added pressure relief.



**Elevating Leg Rest**  
The leg rest enables the sitting position to be adjusted throughout the day for different activities.

**4 Fully Braked Castors**  
The castors have sealed bearing hubs for enhanced durability and smoother manoeuvrability. Each castor has a full brake to stop rolling.

# Huggle® Accessories

The Huggle can be tailored to the specific needs of any individual through our range of advanced accessories.



**Padded Pelvic Belt**  
Maintains pelvic position reducing pressure on the pelvis and hips.



**4-Point Padded Pelvic Belt**  
Provides greater control and padded support for the sitting posture.



**Dynamic Chest Harness**  
Provides trunk support and can be used to prevent leaning forward.



**Shallow Headrest**  
Provides additional support when the chair is tilted.



**Contoured Headrest**  
Lateral control for the head accommodating forwards movement.



**Profiled Soft Headrest**  
Soft support with simple lateral control to stabilise head position without pressure.



**Contoured Lumbar Cushion**  
Lateral control to keep a centralised trunk position.



**Adjustable Laterals**  
Easy to use, tool free with height and width adjustment.



**Snuggle Sides**  
Attached to the chair's backboard to create a cocoon-like environment.



**Hip Blockers**  
Reduces the seat width across the pelvis.



**Thigh Blockers**  
Reduce the full seat width.



**Tray**  
Low profiled edges to aid activities and leisure. The underside can be padded.



**Soft Tray**  
Helps to maintain good upper trunk and head position.



**Pommel**  
Supports the whole knee preventing legs from pinching together.



**Seat Wedge**  
Creates an acute hip angle to keep the pelvis in the back of the seat.



**Reflexions® Foam Leg Rest Pad**  
Provides additional protection for the heels and feet.



**Footplate with Slotted Leg Rest Pad**  
Allows height adjustment of the footplate for tailored posture support, whilst protecting heels and feet.



**Footplate Pad**  
Supports the underside of the feet.

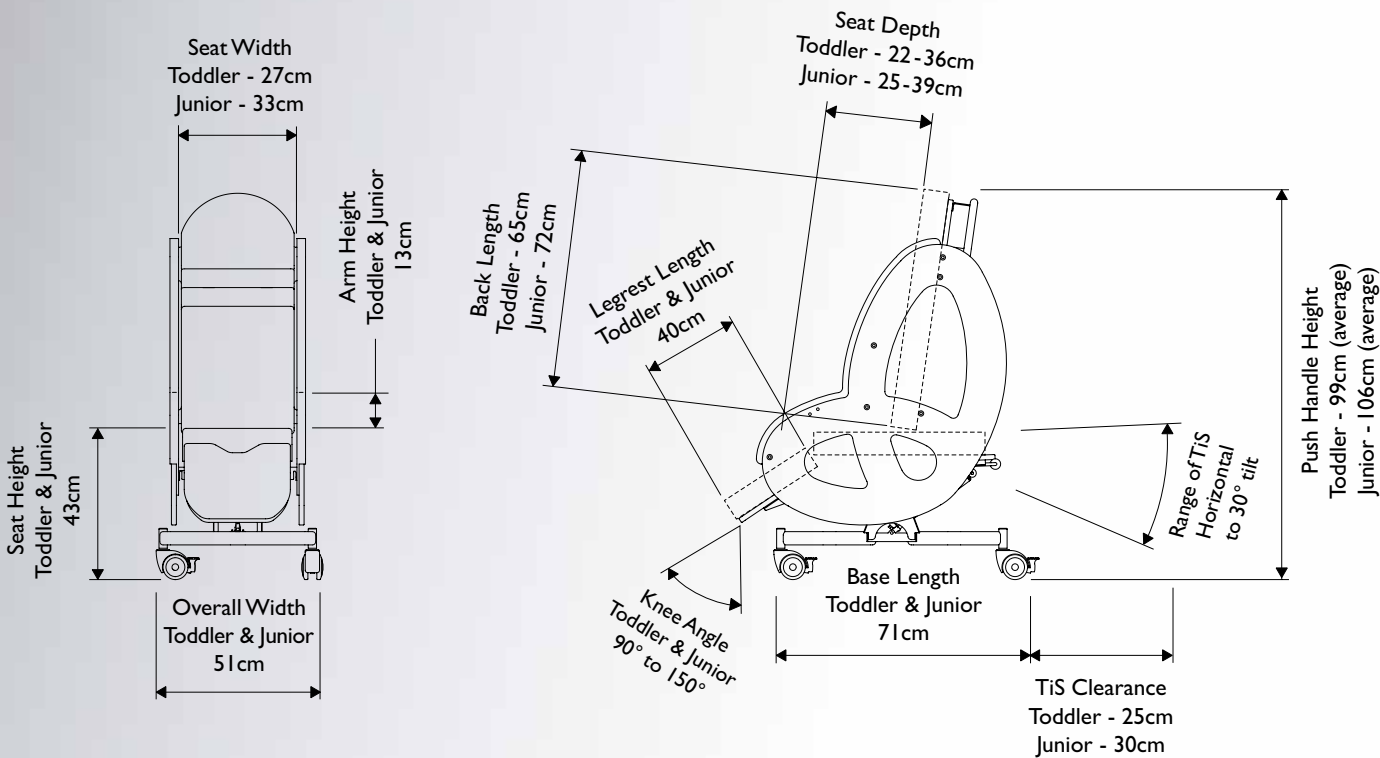


**Ankle Sures with Velcro Closure**  
Attaches to the footplate to position the feet, preventing rotation.





# Huggle® Technical Details



CE Class 1 Medical Device



TRANSFORMING LIVES THROUGH CAREFLEX

## Seale-Hayne hannahs dame hannah rogers charity



Many of the photographs in this brochure were taken at Seale-Hayne, the home of an inspirational charity, Hannahs. One of the UK's oldest charities, Hannahs is a place for people of all abilities where they can train, learn, have fun and fulfil their true potential. It is a place where disability is incidental.

Hannahs at Seale-Hayne is set in 90 acres of spectacular Devon countryside with free parking, no entry charge and plenty to entertain all ages: a fabulous Bistro and Supper Rooms offering delicious food from homemade cakes and baguettes to three course meals, galleries, Studio Shops,

a farm, discovery trail, archery field, laser combat course, music studios, forge, live music venue and our Health and Wellbeing Centre including hydrotherapy pool...the list is endless. It's a great place to visit if you find yourself down here in Devon. [www.discoverhannahs.org](http://www.discoverhannahs.org)



## Hannahs Promise

### Community

A magical community for people of all abilities. Where we share our lives, learn to understand, contribute, make friends, have fun and have somewhere we truly belong.

### Learning & Work

A place for people with disabilities to learn, develop, train and work in a real, non-judgemental and exciting environment.

### Experiences, Fun & Opportunities

A place where disability is incidental. Where we can try new things, develop, share dreams and live life to the full.

### Wellbeing

A place where excellence and holistic support leaves us feeling happy, confident, fulfilled, relaxed and ready to take on the world.

### Innovation and Excellence

We are a centre of excellence, encouraging inspirational thinking, new ideas and always challenging the status quo.





# Overnight Chair

The convenient bedside chair, which quickly converts from chair to bed to accommodate family and loved ones staying overnight. Has optional built-in bed linen storage space.

- For patients and their visitors, particularly in hospitals and hospices



## CLIENT GROUPS / ENVIRONMENTS

- All care environments
- Maternity and paediatric wards
- Patient or family member use
- Bedside or day room chair

## CHAIR DIMENSIONS

- Seat Width: 61 cm
- Seat Height: 40 cm
- Seat Depth: 45 cm
- Total Height: 84 cm
- Total Width: 73 cm
- Base Length: 79 cm
- Base Length (Extended): 180 cm
- Maximum User Weight: 95kg



### Storage Tray

The storage tray can be fitted underneath the chair to hold clean linen or belongings.



**2 YEAR WARRANTY  
ON THE FRAME**

# For Night-Time Comfort



# Moving and Handling

We take great pride in our extensive range of moving and handling equipment, which is designed to the highest standard and always with comfort and safety in mind. All of our products are easy to clean – many can be machine washed and dried, helping to reduce costs and increase convenience.

## Guidelines for moving and handling

Our high quality, innovative range of moving and handling equipment is tailor made for assisting with transfers, reducing the risk of injury to both the carer and the person being moved.

But before any moving or handling procedure, it is vital that a thorough risk assessment is carried out to evaluate whether the equipment being used is fit for purpose.

The equipment should only be used by those who have had specific moving and handling training. If you are in doubt about any procedure please consult your moving and handling advisor.

- When using a transfer belt or sling the user must be able to provide the majority of standing effort, they are designed as aids to control movement and to provide support. If you find yourself supporting a load of more than 10kg assist the user to a safe sitting position as soon as possible.
- Transfer belts and slings should not be used to lift the user under any circumstances. You must be able to let go of the belt should a user trip or fall to help prevent both parties being injured. Therefore, you must not fit your hands or wrists through the belt loops or handles.
- Due to the low friction nature of slide sheets they should never be left unattended and should be stored safely after use. Always ensure that any areas of the user's anatomy that could be affected by friction (e.g heels, elbows) during the procedure are adequately protected.
- Before each use check the item for any damage, tearing or fraying (paying particular attention to seams and buckles). If there are any signs of wear, take the item out of service immediately.

## Transfer Belts and Slings



### Deluxe ComfyBelt

The Deluxe ComfyBelt has a PU-coated lining that gives superior grip and extra security when transferring users – for example, providing stability and support when rising to standing and walking.



### ComfyKids

The bright and cheerful ComfyKids is designed specifically for paediatrics. It can be used for activities such as walking, cycling, horse riding, floor work – or any situation where extra stability and security are needed.



### HydroBelt

The HydroBelt is constructed from Neoprene™ which is totally waterproof and non-absorbent, for 'wet' environments. It is ideal for bathing, showering, swimming and hydrotherapy – using a non-slip, soft material that is comfortable to wear both in and out of the water. Suitable for children and adults.



### ComfyBelt Partner

The ComfyBelt Partner is a convenient, unpadded transfer belt to keep at hand, should an unexpected situation arise. It is small and discreet, so can fit in the carer's pocket, or worn around the waist.



### ComfySling

The ComfySling has additional looped handholds to provide carers with an extended grip when handling in and around beds or chairs. It is ideal for repositioning users in bed and leg transfers.

## Positioning Aids



### ChestStrap

The ChestStrap provides secure upper body support for wheelchair users who cannot retain an upright position. Padded for comfort and simple to adjust, it fastens at the back with a quick release buckle and works independently of the wheelchair frame.



### One Way Slide Sheet

The One Way Slide Sheet helps to keep the pelvis upright and supported, and prevent sacral sitting. It rolls in one direction – locking to stop the user sliding forward. The Integral Visco-Elastic foam cushion offers pressure relief for low and medium risk users.

## Slide Sheets



### ComfySlide (Roller)


ComfySlide is a roller slide sheet that allows versatile movement backwards or forwards, horizontally or vertically. It can be used to slide a person up the bed to a sitting position, or left under a user in bed, ready for when they need to turn over.



### ComfySlide Packs

ComfySlide packs contain two slide sheets. By placing one sheet on the other, the patient can be moved in all directions. The flat sheets have webbing handles and four 'pulley' straps that can be clipped to the handles. Flat sheets should only be used by people who have had moving and handling training.

## MEDesign® Transfer Board



Our secure and robust MEDesign® Transfer Board is specially designed to allow easy transfer of users from one seat level to another.

- **Curved shape:** useful in restricted or confined spaces and in angled transfers when a straight board can't be used.
- **Tapered ends:** enables the board to be easily placed under the user.
- **Supports independence:** reduces the carer's workload by enabling users to slide themselves from one level to another, for example from bed to wheelchair.
- **Versatile and cost-effective:** can be used in a range of transfer routines.
- Maximum user weight 120kg (19st)

## One year warranty

For further information about moving and handling products please visit:  
<http://www.careflex.co.uk/products/moving-amp-handling/>



# The Importance of Chair Set-Up

Thanks to our free assessments, we make sure that each chair is set-up especially to fit its user – generating maximum contact with the chair, spreading their weight evenly and supporting them fully.

### Seat Width

Correct seat width reduces the tendency to lean. If the tendency to lean lifts one side of the pelvis, the posture becomes increasingly unstable. One hip may end up higher than the other, or the individual may become free to pivot in all directions causing the pelvis to tilt. Left unchecked, this leaning posture could lead to the development of a scoliosis profile where the spine curves to maintain an upright head position. Our seat width adjustment helps to laterally stabilise the pelvis, which makes achieving a midline position easier.

### Seat Depth

A chair with the right seat depth ensures the chair back supports the pelvis posteriorly. Without support at the back, the pelvis is likely to tilt backwards and encourage sacral sitting. If the seat is too deep, the user won't be able to get their buttocks against the back of the chair for support. If the seat is too

shallow, the area over which body weight is distributed may be reduced, which increases the risk of pressure damage.

### Arm Height

Arm height is important for anyone who can rise to standing by pushing up and out of the chair. It also encourages movement and repositioning, supporting upper trunk comfort and enabling arm position for activities. It also affects tray position if a tray is used across the arms.

### Seat Height

Seat height is important if a person is ambulant and can rise too. If a chair's seat-to-foot support height is too high, the user will be unstable when they rise to standing. If seat height is too low, they will not have the strength to push up to get out of the chair. If they are hoist transferred, then seat-to-footplate height is crucial in helping to maintain a good ankle angle and preventing the tendency to slide forward out of the chair. Foot support is critical for upper trunk stability, which is especially important in stroke rehabilitation.



# The Basis for Good Sitting Posture

The range of sitting positions we adopt for different activities should share the same characteristics of reducing effort, maximising functionality and minimising the risk of soft tissue damage. A good sitting posture involves stabilising the pelvis – something that can be achieved by ensuring that the chair fits the individual. Once good pelvis position is established, it is possible to consider postural requirements for other parts of the body.

### Head and Neck

When the head is correctly positioned, breathing and swallowing should be effortless. If head support is needed, aim to keep the neck straight, the chin slightly elevated and an eye-line that encourages interaction with the environment. Fixing the head in one position can be frustrating for the person, so consider the shape and firmness of any support, and bear in mind sightlines and hearing.

### Back

Back support is essential for comfort and upper trunk function. Any gaps between the person and the chair back mean they will have to work harder to maintain their position. Their weight will also be concentrated onto small contact areas, increasing pressure. Check for gaps behind the pelvis, in the lumbar area, under the shoulder blades and below the neck.

### Arms

It is not comfortable for somebody to use their arms to control their trunk position for long periods of time – this quickly makes the neck and shoulders feel stiff and sore. Arms should be supported on armrests without pushing up the shoulders. Trays and tables should be at the right height and positioned to reach and grip easily.

### Knees

The position of the hips helps to stabilise pelvic position and affects circulation to the lower legs. Aim to keep knees at the same height as the hips so that the soft tissues on the underside of the thighs do not become overly compressed. If the knees are positioned apart, the sitting position will be more stable from side to side.

### Calves, Ankles and Feet

Poor circulation and lack of movement means that extra care needs to be taken when thinking about support for the lower legs. A lot of upper trunk functionality depends on having stability so that the person can control balance and extend their legs – helping keep their pelvis in the right position. Support the calf fully, but avoid pressure on the heels.

# Your CareFlex Assessment

We offer a free, no-obligation assessment service for everyone interested in a CareFlex chair. This assessment makes certain that the chair will perfectly fit the user, and ensure optimal function and comfort. It also allows us to see how the chair will work in the intended environment.

### What do we do in the assessment?

We look at things like access, space for transfer and ease of manoeuvrability. We also consider four key criteria in relation to each other when selecting the right chair:

1. Posture and stability
2. Functionality
3. Comfort
4. Pressure management

### During the assessment, we aim to establish:

- What the chair will be used for and for how long
- Is there appropriate access into the building and between rooms
- Who will be supervising and monitoring the chair and user
- What method of transfer in and out of the chair will be used
- How the chair will integrate in the environment, with other products and equipment

The assessment ends with an agreement on the most appropriate set-up of specialist seating and accessories that will meet the needs of everyone who will be using the chair. We will send a written quotation, which can be used to order the chair.

### Who should make the appointment?

Ideally, it's best if a healthcare professional familiar with the user of the chair and the situation can contact our CareFlex team to organise the assessment. This is so that we can get a good idea of specific requirements and arrange for the most appropriate CareFlex chair to be demonstrated.

### How long will it take?

A seating assessment may take a whole morning or afternoon. We need this to allow the user to feel comfortable in the chair and relax. This is essential because it affects their muscle tone – giving a better representation of how the chair is likely to support them and be used, day to day.

### Will I need other accessories?

Once the user of the chair has relaxed, it's possible to make decisions on the chair's suitability, size and fit. It may be necessary to add accessories to improve positioning and sometimes a bespoke modification may be necessary for comfort, function or posture management. You can find out more about our Custom-Made Devices on page 50.

### How will I set up my chair?

Upon delivery, your chair will need to be set up to ensure it fits the user perfectly and operates as intended.

Key dimensions will have been taken at assessment and, with reference to the User Instructions, checks on seat depth, accessory position and movement features, will need to be carried out. If help with the chair set-up, or if staff training is required, contact our Customer Careline FREE on 0800 018 6440.

### What about daily operation?

CareFlex chairs are designed to be easy to adjust and operate. No tools are required to operate the daily functions of the chair and if any dimensions of the set-up need adjustment, reference to the User Instructions will guide you through the procedures, step by step.

It is good to establish a routine with your chair, agreeing with a healthcare professional how to transfer safely and effectively into and out of the chair, what position to use for different activities and what the limit of movement features like leg rest elevation and back angle recline should be.

Our aim is to give the user or carer the confidence to operate the chair, knowing that its critical adjustments, like seat depth adjustment, will not slip, change or be easily tampered with.

If you have any questions about assessments and training, simply contact the Customer Careline FREE on 0800 018 6440.



These pictures highlight which chair/seating position is the most comfortable and beneficial to aid posture. The HydroTilt is slightly tilted and Grandma is sound asleep in a safe, supported position.



# How CareFlex Specialist Seating Works

All CareFlex chairs have been designed with careful consideration of the movement functions below, which are used to reposition a user to help combat fatigue and pressure build-up while encouraging postural support. By tailoring different movement functions, you can quickly and easily set up a CareFlex chair to support different individual activities.

## Back Angle Recline (BAR)

Back Angle Recline (BAR) adjusts the angle between the chair seat and back, which has an effect on hip angle. BAR is useful for creating a comfortable hip position. It can be adjusted to improve comfort if a user has problems with dislocated or injured hips, to relieve abdominal pressure if they have a pronounced stomach, or to relieve hamstring tension if the leg rest is elevated. BAR can be used to accommodate reduced hip flexion range of movement.

## Tilt-in-Space (TiS)

Tilt-in-Space (TiS) allows you to change the reclining angle of the chair seat and back without adjusting the user's hip angle. Our experience is that even a 20° tilt can reduce interface pressure under the buttocks and thighs. The less able the user is to change position independently, the more frequently TiS should be adjusted to redistribute their body weight and to help them combat fatigue. TiS can also reposition the user from upright, for activity and eating, to tilted for resting.

## Leg Elevation

Leg rest elevation can be used to lift a user's lower legs to provide a relaxing position. As advised by The National Institute of Health and Care Excellence, raising the legs above hip level for 30 minutes, three to four times a day, may help improve swelling and encourages circulation, which can also help manage pain. Raising the legs above hip level for 30 minutes three or four times a day may help swelling to subside and significantly improve circulation. You may find that using TiS and leg rest elevation in combination to raise the lower leg higher than the hips is more comfortable than elevating the legs with the knees fully extended, especially if hamstring muscles length is affected. The articulating leg rest has a mechanism that brings the leg rest up and out, making sure that support is consistent through the full range of movement to minimise shearing forces.



## Back Angle Recline and Tilt-in-Space – What is the Difference?

The main difference between BAR and TiS is the effect they have: BAR opens the hip angle, while TiS allows the user to recline without affecting their hip angles. Both features have an effect on the user's ability to maintain their position in the chair. As the back is reclined, there may be a tendency for the user to slide forwards in the seat which can affect optimum pelvic position and encourage shearing forces. Always be mindful that using BAR can elicit extensor tone causing the hip angle to increase and the optimum seated position being lost. As a general rule, if you are using BAR, use TiS simultaneously. Tilting the seat unit back as hip angle is opened up will help maintain stability. Alternatively, choose a CareFlex chair with a seat unit which can be set at different angles and then adjust the BAR for different activities and to maximise comfort.

## Manual Actuation

Manual actuation allows CareFlex chairs to be adjusted manually with the minimum mechanical help. A carer or health professional can easily control the movement of TiS, BAR and leg rest elevation, but some skill is needed to balance all elements together. In multi-user care environments, manual actuation is a very cost effective, low-maintenance way of adjusting the position of users in their chairs.

## Motorised Actuation

Motorised actuation can increase independence and help carers with repositioning – especially when moving and handling heavier people. An electrically powered system, controlled by either the user or the carer, means that the leg rest, TiS or BAR can be adjusted quickly and easily. Motorised actuation uses a battery system – if the chair is moved around, the system keeps working. It is a useful aid to independence, giving people the ability to fine-tune their position according to their preferences.

## AutoTilt Actuation

AutoTilt enhances the standard pressure management features already built into the HydroTilt and HydroFlex, and reduces the time needed for manual repositioning. Two microprocessors move the chair through 0.5° of travel at short intervals – just enough to refocus the pressure points on the body. The AutoTilt cycle starts from a seating angle of 20°, moving through 12° in eight minutes, gently tilting the chair back and returning over the same period of time to its starting position. AutoTilt can be programmed to repeat this cycle for 1 or 8 hours, ensuring optimal pressure care for those that need it most. This feature can be beneficial in situations where staffing numbers do not allow this level of repositioning, or users with limited ability to change position continue to live independently.



## Pro-Control

Pro-Control is a motorised actuation system which allows users to adjust TiS and leg rest elevation, and the movement options we want to encourage use of, without changing hip angle and risking instability. BAR is manually controlled with a small, hidden lever. This means that once the hip angle has been adjusted, there is no chance of destabilisation by any inadvertent movement of the back. If this feature is required, simply select the Pro-Control HydroFlex.

## Pressure Relief – Soft Tissue Management

All CareFlex chairs provide soft tissue management through well-fitting chairs that incorporate specially designed pressure relief materials as standard.

Reference: NICE (2016) Leg ulcer – venous, Clinical Knowledge Summaries.

# CareFlex WaterCell Technology®

## Pressure Management

At the heart of our specialist seating is our patented WaterCell Technology which provides a continuous low-pressure solution for people at medium to high risk of pressure damage.

## Included as Standard in our Adult Specialist Seating Range

All CareFlex adult specialist seating solutions have WaterCell Technology built in as standard, enabling the user to achieve a stable and functional posture with continuous pressure relief and comfort.

## Responsive Contouring

The water cells work by allowing the seat cushion to contour naturally and effectively around the person's body.

The layer of Visco-Elastic Memory Foam moulds to the shape of the buttocks and thighs, distributing weight over a large surface area and minimising pressure build-up under bony areas.

The water cells and layer of High-Elastic Reflex Foam are resistant to compression, so even under maximum load, our seating will provide dynamic, responsive support, protecting vulnerable areas.

The fluid in each water cell is highly dynamic and responds instantly to changes in movement to ensure full contact is maintained between the body and the cushion.

At CareFlex we have earned an outstanding reputation for the quality of our products and service. Independent testing has demonstrated the effectiveness of WaterCell Technology.\* This means that we are confident that in a managed and trained care environment, our WaterCell Technology will suit users of all risk categories.\*\*



\* University of Salford – An Evaluation of Pressure and Comfort 2015

\*\* MDA Evaluation PS5, 1998, Armchairs with Special Features to Reduce Interface Pressure, Alternating Pressure Cushions and Supplementary Cushions, A Comparative Evaluation.

Please be aware that the effectiveness of CareFlex pressure-reducing products depends on their proper use. We recommend specialist training and correct usage to avoid the potential dangers of incorrect application.





# CareFlex Custom-Made Device Service

We understand that someone with a unique posture may require unique seating support to stabilise their specific posture. That is why we offer a Custom-Made Device (CMD) service, for special modifications.

The CareFlex CMD service is available for all CareFlex chairs, and can include any of the CareFlex accessories listed in this brochure.

### How the service works

During the seating assessment, it may become clear that a custom modification or accessory is needed. If this is the case, the details are noted down and passed to the CareFlex CMD team. The team then produces a schematic drawing and quotation for the item.

The person responsible for the chair's prescription signs off the drawing to agree what is required and what will be produced.

Sometimes a modification can be a simple accessory such as a seat wedge or footplate pad. In other instances it can be significant alteration to the structure of the chair. As each modification is made to individual requirements, the Custom-Made Device

is produced according to the schematic drawing. It is our responsibility to ensure that the device is safe and manufactured to the right quality to fulfil the user's requirements.

We have years of experience making custom-made seating and our skilled craftspeople have the know-how to make a CMD look and work like a standard production item.

# CareFlexibility®

## Our Vision

To be the industry leader in specialist posture and pressure management solutions. We want to make a difference.

Through providing pioneering high quality products and education, we want every individual to have access to the best possible posture and pressure management product for them – a product that not only improves their own lives, but which also provides reassurance for their care providers.



## Our Mission

To provide a high quality, bespoke range of life enhancing posture and pressure management products to meet the individual needs of our customers.

### How?

**INNOVATING** – producing proven high quality products in response to market feedback and investment in research and development.

**EDUCATING** the industry and healthcare community on how appropriate pressure and posture management products can improve life quality for individuals.

**SUPPORTING** our stakeholders and developing good long-term relationships with them.

**CARING** in everything we do – from our environmental responsibility, to caring about the people we work with.

**GROWING** our company at a healthy sustainable rate, which is never greedy or solely profit focused.

## Our Values

Caring  
Innovative  
Knowledgeable  
Dependable  
Meticulous  
Confident  
Enthusiastic  
Practical



# CareFlex CPD Training

## The Importance of Specialist Seating - What a Difference a Chair Makes

FREE CPD training course to improve your knowledge and confidence with specialist seating.

At CareFlex, we take our responsibility as a specialist seating provider seriously and recognise that appropriate training is the key to ensuring correct, safe and supportive seating. What a Difference a Chair Makes - 'The Importance of Specialist Seating in Pressure Care and Postural Management' course has been developed to help you improve your knowledge and confidence with specialist seating. It is a hands on course full of useful hints and tips to help you understand how and why specialist seating can have such a big effect on comfort, quality of life and the relief/prevention of pressure ulcers. It is not a sales pitch.

For 2018 we have joined forces with Stuart Barrow and his team at OTAC and will be running half day Seating Seminars at each of the OTAC Conferences around the UK. Stuart is a strong exponent of the importance of specialist seating. Jointly, we hope these sessions will give you additional worthwhile CPD training and greatly add to your enjoyment of the day.

The seminar session will run from 10am to 1pm. Book a place soon, as places are limited. We look forward to seeing you.

## Training Overview

Our courses include hands-on workshops to demonstrate why seating is so important to maintain good posture and how to select the right type of chair to meet the client's need.

Courses will be presented by Rebecca Dunstall MCSP BSc (Hons) Physiotherapy. Rebecca has considerable knowledge and experience in the challenges of posture and pressure management.

## Learning Outcomes

1. Understand the importance of pressure care and postural management
2. Understand the role of specialist seating within pressure care and postural management
3. Be able to describe the impact of seating on comfort and function
4. Understand the long term value of appropriate seating
5. Identify common challenges relating to sitting posture through good assessment techniques and how to address these common challenges
6. Be able to support funding requests for specialist seating

Courses are free to attend and qualify as part of your CPD – you will receive a certificate of attendance and a learning pack.

Date	Area	Status
29th Jan 2018	What A Difference A Chair Makes (OTAC), Sutton Coldfields, West Midlands	Full
7th Feb 2018	What A Difference A Chair Makes (OTAC), Chester, Cheshire	Places available
26th Apr 2018	What A Difference A Chair Makes (OTAC), Leeds, West Yorkshire	Places available
13th Jun 2018	What A Difference A Chair Makes (OTAC), Cambridge, Cambridgeshire	Places available
11th Jul 2018	What A Difference A Chair Makes (OTAC), Llanelli, Carmarthenshire	Places available
12th Sep 2018	What A Difference A Chair Makes (OTAC), Belfast, Ireland	Places available
26th Sep 2018	What A Difference A Chair Makes (OTAC), Torquay, Devon	Places available
7th Nov 2018	What A Difference A Chair Makes (OTAC), Tunbridgewells, Kent	Places available
28th Nov 2018	What A Difference A Chair Makes (OTAC), Newcastle, Northumberland	Places available
5th Dec 2018	What A Difference A Chair Makes (OTAC), Southampton, Hampshire	Places available

For more information, call 0800 018 6440 or email [enquiries@careflex.co.uk](mailto:enquiries@careflex.co.uk)

## How to Order

Before an order is placed, we need to carry out a no-obligation assessment – an essential part of the process because every CareFlex chair is built to suit the user. It's easy to order your CareFlex chair, call our Customer Careline FREE on 0800 018 6440 to arrange a free, no-obligation assessment. VAT Exemption – Certain items are eligible for zero-rating provided the goods are:

- Purchased by a disabled person for personal or domestic use
- Purchased by a registered charity and made available to disabled persons for personal or domestic use

In order to qualify for zero-rating a signed declaration must accompany your order, otherwise VAT will be charged at the current rate at the time of purchase.



# CareFlex Warranties

### Chairs

Our chairs have a 1 year guarantee on all parts and labour throughout the product range. From 1st October 2017 all CareFlex chairs\* are supplied with a Lifetime Warranty on the steel frame and a 1 year warranty on the upholstery and all other parts. All parts and/or functions which are proven to be faulty as a result of manufacture or materials failure, which have occurred despite the chair being used as intended, will be repaired and/or replaced at no charge during the warranty period. Products covered by this warranty are limited to those that are manufactured or supplied by CareFlex, and the choice of repair, replacement, or refund will be at our discretion.

\* For Overnight chair warranties, and all other chairs delivered prior to 1st October 2017, please ask us for our applicable warranty terms.

All parts and/or functions which are proven to be faulty as a result of manufacture or materials failure, which have occurred despite the chair being used as intended, will be repaired and/or replaced at no charge during the warranty period.

However, damage caused by carelessness, challenging behaviour on the part of the user not previously brought to our attention,

inappropriate product use, or any use other than in accordance with our instructions or recommendations, inadequate maintenance, or natural disaster, is excluded from these warranties and any repair or replacement required as a result will be chargeable.

Products covered by this warranty are limited to those that are manufactured or supplied by CareFlex, and the choice of repair, replacement, or refund will be at our discretion. When returning goods for repair or replacement under warranty, the purchaser will be responsible for packaging, postage, and any postal insurance. Once repair services are completed, CareFlex will return the product to the purchaser. Return postage will be paid by CareFlex.

NOTE: Any products returned to CareFlex must be disinfected and pose no hazard to health. It is a criminal offence to send contaminated items via the postal system or other delivery agents. Please refer to the Microbiology Advisory Committee document 'Sterilization, Disinfection and Cleaning of Medical Devices and Equipment', available from the Department of Health and MRHA Device Bulletin April 2015 'Managing Medical Devices'.

If it is determined that required repairs or replacement parts are outside the warranty, CareFlex will first contact the purchaser

and provide an estimate of repair costs and obtain authorisation to proceed before any remedial work is undertaken. In such cases, return postage along with the repair costs will be billed to the purchaser when the repaired product is returned.

### Electrical Components

Electrical components, including batteries, have a twelve month warranty. For warranty repairs a control box must be returned with its batteries.

Warranties on control boxes are void if the bottom compartment of the box is opened and the circuitry accessed. Damage to the identification label on the control box is evidence of the bottom compartment being opened.



# CareFlex Aftercare

### Care and Maintenance

All CareFlex chairs have been designed to be simple to use and to provide years of trouble-free operation. However, even the most durable parts need to be maintained.

The comprehensive User Instructions supplied with each of our chairs is your first reference point for Care and Maintenance. Regular checks and cleaning will help keep your chair working as intended but if anything relating to the safe operation of your chair is giving you concern, call our Customer Careline to help resolve any issues.

### Refurbishment and Re-issuing

CareFlex chairs have been assembled using individual components which can be serviced or replaced separately. With good, regular

cleaning and maintenance, each chair should provide years of service. If a component gets damaged or wears out, it can be replaced by trained technicians without the need to return the chair to our factory.

In multi-user environments, this also means a chair can be thoroughly decontaminated and re-configured to suit varied seating needs.

The majority of our accessories can be retro-fitted to older chairs and parts such as cushions and covers can be swapped to suit different user shapes or provide support as required. If you are a Stores Manager, please contact us to discuss how you can keep your CareFlex chairs in service, easily and efficiently.

CareFlex Ltd. reserves the right to alter specification without prior notice. The design and construction of all products and samples supplied by the company and all product names are the intellectual property of CareFlex Ltd. and/or ClineMed (Holdings) Ltd. In the event of unauthorised copying, reproduction, use or passing off of the company's intellectual property, the company will pursue its legal remedies to the fullest extent. CareFlex®, CareFlex WaterCell Technology®, CareFlexibility®, HydroCare®, HydroTilt®, SmartSeat™, SmartSeatPro™, HydroFlex®, Huggle®, Snuggle®, Sprite® logos and the CareFlex wavy lines logo are all trademarks of ClineMed (Holdings) Ltd. This product guide is printed on paper produced from sustainable sources using biodegradable, vegetable inks.

CareFlex Ltd. Templer House, King Charles Business Park, Old Newton Road, Heathfield, Newton Abbot, Devon, TQ12 6UT. Tel: +44 (0) 1626 836440 Fax: +44 (0) 1626 836441

A ClineMed® Group Company. CareFlex is a member of the British Healthcare Trades Association.

For more information visit [www.bhta.com](http://www.bhta.com) or call 020 7702 2141

© CareFlex Ltd 2018

Company registered in England No. 02650254. Registered Office: ClineMed (Holdings) Ltd. Cavell House, Knaves Beech Way, Loudwater, High Wycombe, Buckinghamshire HP10 9QY.

Call our Customer Careline FREE on 0800 018 6440

# CareFlex Product Testing

Our posture management seating systems are Class 1 Medical Devices. This means that their design, manufacture and use is closely monitored to ensure they meet industry standards for durability and safety.

## International Standards of Testing

When we develop a new chair, we carry out extensive user trials to ensure it works safely, logically and easily. Our chairs are also tested by an internationally recognised test house for strength, stability and durability.

### We use recognised standards for our product testing:

- BS EN 1022:2005 – domestic furniture, seating, determination of stability
- BS EN 15373:2007 – furniture, strength, durability and safety requirements for non-domestic seating, test level 3

Our chairs are put through these rigorous tests to make sure that they will work safely over their entire life cycles.

## The CareFlex Testing Process: Stage 1

The testing starts as soon as the chair is taken out of the box. Our User Instructions are assessed to see how well the chair can be set up and used safely. The chair is checked over for pinch points and finger traps to safeguard against injury.

Then the heavy stuff starts...

## The CareFlex Testing Process: Stage 2

This is a three-part process which involves checking the chair for stability, durability and resistance to impact.

- 1 Stability tests check that the chair will not tip over in day-to-day use. The chair is tested under extreme conditions, such as with the leg rest fully elevated and the back fully tilted or reclined before maximum user weight loads are applied. The chair must remain stable throughout these tests.
- 2 Durability tests replicate years of constant use. They help to measure what effect fatigue can have on the structure and operation of the chair. Because specific standards relate to use in different environments, for example high wear areas such as nursing homes, the testing machine applies up to 200,000 maximum user weight loading cycles to the seat and back.
- 3 Resistance tests focus on the structure of the chair. Each chair is tested for strength, the ability to resist impact and extreme exerted forces to the arms, seat, leg rest and back.

In addition to strength, stability and durability tests, the components and materials used in our chairs are monitored so that they comply with the relevant standards for fire retardancy, biocompatibility and safety requirements for electrical components used in medical devices.

Once our chairs have passed these tests, we can be confident that with the right care and maintenance they will provide years of trouble-free service.





# CareFlex Fabric Range

All our chairs are available in a large selection of hardwearing, easy maintenance fabrics with a choice of bright and traditional colours. The fabrics are divided into 2 price bands (A-B) dependent upon the specific finish and additional properties. Whatever your fabric requirements, we have a choice to fit.

Our range of stylish fabrics are carefully selected to suit a variety of care environments. All fabrics are easy to clean, and offer high levels of comfort and durability. They are manufactured to be resistant to moisture ingress, and meet Crib-5 fire retardancy standards. You can also choose fabrics with antifungal and antibacterial properties that will not support microbial growth, protecting against E.Coli, Aspergillus Niger and MRSA.

**Fixed Covers**  
Our fixed covers give the chair a sharper, minimalist appearance, and are designed to meet the increasing needs of infection control.

**Removable Covers**  
Our removable covers can be easily taken off for cleaning, or replaced if they are damaged.



**Customers' Material Choice**  
As an extra service, we can customise the chair with a fabric of choice outside of our standard range. We'll simply supply a quotation for the chosen fabric on request (orders are subject to a £40 administration fee).



## Stirata

**Fabric Finish**  
100% Treated Polyester  
**Recommended Cleaning**  
Clean regularly with warm soapy water. (NB see full details in User Instructions).



Price Band	B	B	B	B	B	B
Hard Wearing	✓	✓	✓	✓	✓	✓
Easy Maintenance	✓	✓	✓	✓	✓	✓
Breathable Fabric	✓	✓	✓	✓	✓	✓
Stain Resistance	✓	✓	✓	✓	✓	✓
Machine Wash						



## Cadet


**Fabric Finish**  
Coating PVC/PU/Acrylic.  
Basecloth Cotton/Polyester.  
Latex Free.  
**Recommended Cleaning**  
Wipe clean routinely with a microfiber cloth lightly dampened with cold water only. Dry with a clean absorbent cloth. (NB see full details in User Instructions).



Price Band	A	A	A	A	A	A
Hard Wearing	✓	✓	✓	✓	✓	✓
Easy Maintenance	✓	✓	✓	✓	✓	✓
Stain Resistance	✓	✓	✓	✓	✓	✓
Machine Wash						

## Dartex

**Fabric Finish**  
56% Polyamide, 44% Polyurethane  
**Recommended Cleaning**  
Machine wash (up to 95°C) with mild detergent or dry clean.  
Tumble dry on a low heat.



Price Band	A	A
Hard Wearing	✓	✓
Easy Maintenance	✓	✓
Breathable Fabric	✓	✓
Stain Resistance	✓	✓
Machine Wash	95° Max	95° Max

Vapour Permeable (VP)

