

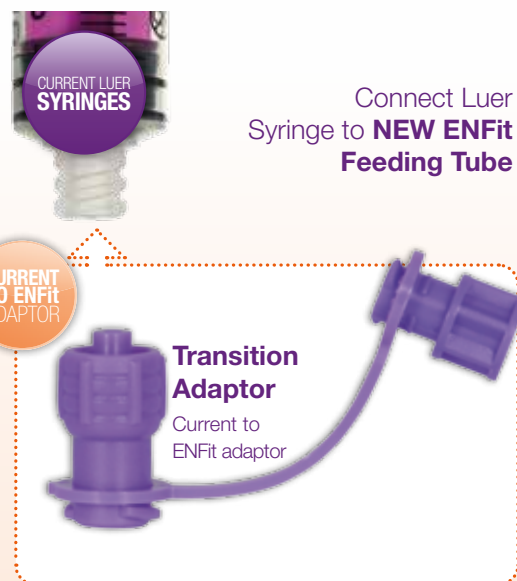


Transition Adaptors & How To Use Them

Connect **NEW ENFit Syringe** to current feeding tube with a luer end



Connect Luer Syringe to **NEW ENFit Feeding Tube**



Connect **NEW ENFit Syringe** to current feeding tube with a funnel end



Connect Catheter Tip Syringe to **NEW ENFit Feeding Tube**

