

Invoice to:
 Name:
 Street:
 Town: Postal code:
 Country:
 Tel: Fax:
 Order date:
 Purchase order:

Deliver to:
 Name:
 Street:
 Town: Postal code:
 Country:
 Tel: Fax:
 Marked for:

Max. user weight: 140 kg (22 stone)
USER WEIGHT Kg

Mandatory information

Customer service fax number: 0845 605 66 89
e-mail: orders@sunmed.co.uk
Order online at: www.sunscrip.co.uk



☐ **Salsa RWD**

Part N_ 060190-000

Base Price £3,795 / €6174



☐ **Salsa MWD**

Part N_ 060190-200

Base Price £4,125 / €6711

Standard Features (Salsa R)	Standard Features (Salsa M)	Standard Features (Seating System)
<ul style="list-style-type: none"> ● Rear wheel drive base ● 12" (indoor) or 14" (outdoor) drive wheels ● Drive wheel suspension ● 60Ah batteries ● 58cm overall width ● Silver frame colour ● Motor/wheel disengagement ● Transportation approved 	<ul style="list-style-type: none"> ● Mid wheel drive base ● 13" drive wheel ● Anti-pitch system & suspension ● 50Ah batteries ● 60cm width / 120cm turning circle ● 7.5cm (3") kerb climbing ability ● Motor/wheel disengagement ● Transportation approved 	<ul style="list-style-type: none"> ● Width, height & depth adjustable seat ● Flip back, angle, height & depth adj. arms ● Height and angle adjustable backrest ● Tension adj. backrest sling ● 70° swing-away legrests ● Angle & depth adjustable footplates ● Adjustable lap strap

STANDARD SEAT: FRAME / SEAT SIZE

Width Setting		Depth setting	
SALW41	<input type="radio"/> 41cm (16")	SALD41	<input type="radio"/> 41cm (16")
SALW43	<input type="radio"/> 43cm (17")	SALD43	<input type="radio"/> 43cm (17")
SALW46	<input type="radio"/> 46cm (18")	SALD46	<input type="radio"/> 46cm (18")
SALW48	<input type="radio"/> 48cm (19")	SALD48	<input type="radio"/> 48cm (19")
SALW51	<input type="radio"/> 51cm (20") (1)	SALD51	<input type="radio"/> 51cm (20")

SAL040202 : Adjustable Seating System

Seat frame is fully adjustable from 41cm to 51cm (16" - 20") in width and depth. Independently adjustable in 2.5cm (1") increments

1) if you choose 51cm seat width you cannot adjust the seat to floor height down to 37cm (Salsa R) / 40cm (Salsa M)

£ €

STANDARD SEAT: CUSHION

SAL040207	<input checked="" type="radio"/> Firm seat board	(standard with standard seat)		
SAL040203	<input type="radio"/> Omit seat cushion			
SAL040200	<input type="radio"/> 5cm (2") standard foam cushion 41cm (16") wide	(used for seat width 41 - 46cm)		
SAL040201	<input type="radio"/> 5cm (2") standard foam cushion 48cm (19") wide	(used for seat width 48 - 51cm)		

JAY SEAT DIMENSION

		Width						
		41	43	46	48	51		
Depth	41	<input type="checkbox"/>	<input type="checkbox"/>	<input type="checkbox"/>	<input type="checkbox"/>	<input type="checkbox"/>	46	76
	43	<input type="checkbox"/>	<input type="checkbox"/>	<input type="checkbox"/>	<input type="checkbox"/>	<input type="checkbox"/>	64	104
	46	<input type="checkbox"/>	<input type="checkbox"/>	<input type="checkbox"/>	<input type="checkbox"/>	<input type="checkbox"/>	109	178
	48	<input type="checkbox"/>	<input type="checkbox"/>	<input type="checkbox"/>	<input type="checkbox"/>	<input type="checkbox"/>	251	408
	51	<input type="checkbox"/>	<input type="checkbox"/>	<input type="checkbox"/>	<input type="checkbox"/>	<input type="checkbox"/>	179	290

JAY020002 ☐ JAY Basic
 JAY020003 ☐ JAY Soft Combi P
 JAY020006 ☐ JAY Easy Visco, Flat Base
 JAY020005 ☐ JAY Easy Fluid, Flat Base
 JAY020004 ☐ JAY Lite *
 * cushion size available in Jay Lite ONLY

JAY COMFORT SEAT



SAL040217



SAL040218



SAL040219



SAL040220

SAL040217	<input type="checkbox"/> Comfort seat pan, without threshold	(thickness 2cm)	44	71
SAL040218	<input type="checkbox"/> Comfort seat pan, with 5cm (2") threshold	(thickness 2cm)	72	116
SAL040219	<input type="checkbox"/> Standard cushion - stretched rubber upholstery	(thickness 8cm)	133	216
SAL040220	<input type="checkbox"/> Optimum comfort - stretched rubber upholstery	(anatomic formed - thickness 9cm)	171	278

● = Standard ○ = No cost option □ = Cost option			£	€																																																																																																						
TILT & LIFT																																																																																																										
SAL040211	○	Manual tilt (3° preset tilt)	(0°, 3°, 6° and 9° adjustable)																																																																																																							
SAL040212	□	Powered C.O.G tilt: 0° to 30°	(C.O.G tilt)	558 909																																																																																																						
SAL040213	□	Powered negative C.O.G tilt: -5° to 25°	(C.O.G tilt)	673 1095																																																																																																						
SAL040214	□	Powered lift & tilt: 30cm lift, 0° to 30° tilt	(0° - 30° tilt and 30cm lift)	1498 2437																																																																																																						
SEAT HEIGHT: Seat height available depends on drive base and seat lift/tilt option																																																																																																										
<table><tr><td colspan="2">Salsa-M</td><td colspan="2">Salsa R - 12" Drive wheels</td><td colspan="2">Salsa R - 14" Drive wheels</td></tr><tr><td>SALH40,5</td><td>○</td><td>Manual Tilt</td><td>40.5cm (16")</td><td>SALH37</td><td>○</td><td>Manual Tilt</td><td>37cm (14.5")</td><td>SALH38</td><td>○</td><td>Manual Tilt</td><td>38cm (15")</td></tr><tr><td>SALH43</td><td>○</td><td>Manual Tilt (*)</td><td>43cm (17")</td><td>SALH39</td><td>○</td><td>Manual Tilt</td><td>39cm (15.4")</td><td>SALH40</td><td>○</td><td>Manual Tilt</td><td>40cm (15.7")</td></tr><tr><td>SALH45,5</td><td>○</td><td>Manual Tilt</td><td>45.5cm (18")</td><td>SALH41</td><td>○</td><td>Manual Tilt</td><td>41cm (16.2")</td><td>SALH42</td><td>○</td><td>Manual Tilt</td><td>42cm (16.5")</td></tr><tr><td>SALH45,5</td><td>○</td><td>Power Tilt (*)</td><td>45.5cm (18")</td><td>SALH43</td><td>○</td><td>Manual Tilt (*)</td><td>43cm (17")</td><td>SALH44</td><td>○</td><td>Manual Tilt (*)</td><td>44cm (17.3")</td></tr><tr><td>SALH47,5</td><td>○</td><td>Power Tilt</td><td>47.5cm (18.7")</td><td>SALH45</td><td>○</td><td>Manual Tilt</td><td>45cm (17.7")</td><td>SALH46</td><td>○</td><td>Manual Tilt</td><td>46cm (18")</td></tr><tr><td>SALH48</td><td>○</td><td>Lift/Tilt (*)</td><td>48cm (19")</td><td>SALH41</td><td>○</td><td>Power Tilt</td><td>41cm (16.3")</td><td>SALH42</td><td>○</td><td>Power Tilt</td><td>42cm (16.7")</td></tr><tr><td></td><td></td><td></td><td></td><td>SALH43</td><td>○</td><td>Power Tilt (*)</td><td>43cm (17.2")</td><td>SALH44</td><td>○</td><td>Power Tilt (*)</td><td>44cm (17.5")</td></tr><tr><td></td><td></td><td></td><td></td><td>SALH44</td><td>○</td><td>Lift/Tilt (*)</td><td>44cm (17.5")</td><td>SALH45,5</td><td>○</td><td>Lift/Tilt (*)</td><td>45.5" (18")</td></tr></table>					Salsa-M		Salsa R - 12" Drive wheels		Salsa R - 14" Drive wheels		SALH40,5	○	Manual Tilt	40.5cm (16")	SALH37	○	Manual Tilt	37cm (14.5")	SALH38	○	Manual Tilt	38cm (15")	SALH43	○	Manual Tilt (*)	43cm (17")	SALH39	○	Manual Tilt	39cm (15.4")	SALH40	○	Manual Tilt	40cm (15.7")	SALH45,5	○	Manual Tilt	45.5cm (18")	SALH41	○	Manual Tilt	41cm (16.2")	SALH42	○	Manual Tilt	42cm (16.5")	SALH45,5	○	Power Tilt (*)	45.5cm (18")	SALH43	○	Manual Tilt (*)	43cm (17")	SALH44	○	Manual Tilt (*)	44cm (17.3")	SALH47,5	○	Power Tilt	47.5cm (18.7")	SALH45	○	Manual Tilt	45cm (17.7")	SALH46	○	Manual Tilt	46cm (18")	SALH48	○	Lift/Tilt (*)	48cm (19")	SALH41	○	Power Tilt	41cm (16.3")	SALH42	○	Power Tilt	42cm (16.7")					SALH43	○	Power Tilt (*)	43cm (17.2")	SALH44	○	Power Tilt (*)	44cm (17.5")					SALH44	○	Lift/Tilt (*)	44cm (17.5")	SALH45,5	○	Lift/Tilt (*)	45.5" (18")
Salsa-M		Salsa R - 12" Drive wheels		Salsa R - 14" Drive wheels																																																																																																						
SALH40,5	○	Manual Tilt	40.5cm (16")	SALH37	○	Manual Tilt	37cm (14.5")	SALH38	○	Manual Tilt	38cm (15")																																																																																															
SALH43	○	Manual Tilt (*)	43cm (17")	SALH39	○	Manual Tilt	39cm (15.4")	SALH40	○	Manual Tilt	40cm (15.7")																																																																																															
SALH45,5	○	Manual Tilt	45.5cm (18")	SALH41	○	Manual Tilt	41cm (16.2")	SALH42	○	Manual Tilt	42cm (16.5")																																																																																															
SALH45,5	○	Power Tilt (*)	45.5cm (18")	SALH43	○	Manual Tilt (*)	43cm (17")	SALH44	○	Manual Tilt (*)	44cm (17.3")																																																																																															
SALH47,5	○	Power Tilt	47.5cm (18.7")	SALH45	○	Manual Tilt	45cm (17.7")	SALH46	○	Manual Tilt	46cm (18")																																																																																															
SALH48	○	Lift/Tilt (*)	48cm (19")	SALH41	○	Power Tilt	41cm (16.3")	SALH42	○	Power Tilt	42cm (16.7")																																																																																															
				SALH43	○	Power Tilt (*)	43cm (17.2")	SALH44	○	Power Tilt (*)	44cm (17.5")																																																																																															
				SALH44	○	Lift/Tilt (*)	44cm (17.5")	SALH45,5	○	Lift/Tilt (*)	45.5" (18")																																																																																															
(*) Standard setting if no seat height is chosen																																																																																																										
NOTE - for any height option taller than the standard options detailed, request must be reviewed as a B4M build																																																																																																										
BACKREST RECLINE																																																																																																										
SAL050100	○	Mechanical fixed recline back	(-4° to 16°)																																																																																																							
SAL050101	□	Manual adjustable recline back	(gas strut, -5° to 30°)	181 294																																																																																																						
SAL050102	□	Powered recline back	(-5° to 30°)	361 588																																																																																																						
STANDARD BACKREST																																																																																																										
SAL050001	○	Tension adj. sling backrest (48cm /19" height)	(2.5cm up and down adjustment, with std foam cushion only)																																																																																																							
Backrest Height Setting		SAL050002	○ (18")	SAL050003	○ (19")	SAL050004	○ (20")																																																																																																			
SAL050000	○	Omit Backrest Upholstery																																																																																																								
SAL050050	□	Lateral supports short (pair)				234		381																																																																																																		
SAL050051	□	Lateral supports long (pair)				234		381																																																																																																		
JAY COMFORT BACKRESTS - NOTE THAT SEAT DEPTH NEEDS TO BE INCREASED BY 2" WHEN USING DEEP CONTOUR BACKS																																																																																																										
Refer to Page 4 for more information on Jay Comfort options & accessories																																																																																																										
SAL050010	□	Shallow contour (standard velour) - 50cm back height	(hard back)	131 213																																																																																																						
SAL050011	□	Shallow contour (standard velour) - 57cm back height	(vertical elastic straps)	190 309																																																																																																						
SAL050012	□	Shallow contour (standard velour) - 57cm back height	(horizontal tension adjustable straps)	190 309																																																																																																						
SAL050013	□	Deep contour - passive - 57cm back height	(horizontal tension adjustable straps) (4" Integrated lateral support)	220 359																																																																																																						
SAL050014	□	Deep contour - active - 57cm back height	(horizontal tension adjustable straps) (4" integrated lumbar lateral support)	220 359																																																																																																						
JAY Backs plus Accessories - for complete product range see Jay order forms																																																																																																										
J3 Back - Shallow Contour																																																																																																										
Mid Thoracic:	□	JAY030010	Medium - 34 cm	□	JAY030033	Tall - 38 cm	419 682																																																																																																			
Upper Thoracic:	□	JAY030012	Short - 42 cm	□	JAY030019	Medium - 46 cm	□	JAY030025	Tall - 50 cm	471 767																																																																																																
Shoulder Height:	□	JAY030015	Short - 53 cm	□	JAY030022	Medium - 57 cm	□	JAY030028	Tall - 61 cm	471 767																																																																																																
J3 Back - Mid Contour																																																																																																										
Mid Thoracic:	□	JAY030011	Medium - 34 cm	□	JAY030018	Tall - 38 cm	419 682																																																																																																			
Upper Thoracic:	□	JAY030013	Short - 42 cm	□	JAY030020	Medium - 46 cm	□	JAY030026	Tall - 50 cm	471 767																																																																																																
Shoulder Height:	□	JAY030016	Short - 53 cm	□	JAY030023	Medium - 57 cm	□	JAY030029	Tall - 61 cm	471 767																																																																																																
J3 Back - Deep Contour																																																																																																										
Upper Thoracic:	□	JAY030014	Short - 42 cm	□	JAY030021	Medium - 46 cm	□	JAY030027	Tall - 50 cm	524 852																																																																																																
Shoulder Height:	□	JAY030017	Short - 53 cm	□	JAY030024	Medium - 57 cm	□	JAY030030	Tall - 61 cm	524 852																																																																																																
J3 Back - Posterior Deep Contour																																																																																																										
Upper Thoracic:	□	JAY030031	Medium - 46 cm				524 852																																																																																																			
Shoulder Height:	□	JAY030032	Short - 53 cm				524 852																																																																																																			
JAY030004					□	Jay Flip Back Headrest (J3EUHDFH & J3EUHDLSP)	(only with J3 backs)	206 334																																																																																																		
JAY030006					□	Jay Std. Headrest (J3EUHDXH & J3EUHDLSP)	(only with J3 backs)	111 179																																																																																																		
HEADREST																																																																																																										
SAL090002	□	Comfort headrest (Winged style with adj. side pads)	(Mounted via push handles)	149 242																																																																																																						
SAL090025	□	Curved headrest (23 x 11cm / 9" x 4.5" pad)	(Mounted via push handles)	149 242																																																																																																						
SAL090014	□	Jay Comfort: standard comfort seating headrest	(Mounted via Comfort backrest)	168 275																																																																																																						
SAL090015	□	Jay Comfort: flexible comfort seating headrest (winged style)	(Mounted via Comfort backrest)	189 307																																																																																																						
ARMREST																																																																																																										
SAL060000	○	Flip-up armrest (height, angle adjustable)																																																																																																								
SAL060001	□	Reclining armrest with stabilising bar	(Locks out flip-up armrests & keeps armrest level when reclining)	191 311																																																																																																						

● = Standard ○ = No cost option □ = Cost option				£	€
LEGRESTS & FOOTPLATES					
Fixed / Powered Centre Mount Legrests & Flip-up footboard				<i>(Not available on RWD or negative tilt)</i>	
SAL060206	○	Fixed centre mount legrest: short	(Lower leg length: 21cm - 42cm (8" - 17"))		
SAL060204	○	Fixed centre mount legrest: medium	(Lower leg length: 38cm - 52cm (15" - 20.5"))		
SAL060220	□	Powered centre mount legrest	(Lower leg length: 35cm - 47 cm (13.5" - 18.5") (14cm articulation)	925	1338
Swing-away legrests				<i>(Lower leg length: 34cm - 48cm / 13" - 19")</i>	
SAL060200	○	70° swing-away legrests			
SAL060211	○	Standard hanger receivers	<i>(Comes standard, with 70 degree s/a hangers)</i>		
SAL060210	○	Offset hanger receivers	<i>(20mm outwards offset each side, comes std with all ELR and ALR hangers)</i>		
	○	Uni style hangers and footplates	<i>(B4M, Salsa M only)</i>		
SAL060201	□	Manual elevating legrest		232	378
SAL060202	□	Powered elevating legrest		427	695
SAL060205	□	Powered articulating legrest		608	990
SAL060207	□	Comfort calf pads	<i>(Not available with centre mount or 70° legrests)</i>	87	142
SAL060208	□	Auto connector hanger receivers		104	170
Footplates (for swing-away leg rests)					
SAL060300	○	Aluminium angle and depth adjustable			
SAL060301	□	Footboard (flip-up)	<i>(Only available with 70° swing-away legrests)</i>	104	170
	□	Amputee support - RH	<i>(UK market customisation order processed via B4M: Pt # 808003.60301)</i>	POA	POA
	□	Amputee support - LH	<i>(UK market customisation order processed via B4M: Pt # 808003.60300)</i>	POA	POA
VR2 CONTROLS				<i>(Can control up to two powered options - for more than 2 powered options choose R-net)</i>	
SAL030050	○	VR2 remote	<i>(70AH controller)</i>		
SAL030051	○	VR2 remote with lights and indicator and actuator keys			
SAL030064	□	VR2 90Ah controller		164	267
<i>VR2 90Ah controller recommended for 10kph chairs - delivers increased torque for kerb climbing - not available with 6kph motors</i>					
		Parallel swing-away controller mount	SAL030052 RH ○ ○ LH SAL030053		
		Centre flip-up controller mount	RH □ □ LH <i>(B4M Option)</i>	POA	POA
SAL090016	□	VR2 attendant only	<i>(Mounted RH)</i>	82	134
SAL090004	□	VR2 dual control <i>(mounted RH)</i>	<i>(For dual control VR2 remote must be selected also)</i>	387	629
R-net CONTROLS					
SAL030057	□	R-net LED remote		400	651
SAL090017	□	R-net colour LCD remote	<i>(Integrated colour display with 2 stereo jack inputs for buddy buttons)</i>	519	844
		Parallel swing-away controller mount	SAL030052 RH ○ ○ LH SAL030053		
		Centre flip-up controller mount	RH □ □ LH <i>(B4M Option)</i>	POA	POA
SAL090018	□	R-net attendant only (mounted RH)	<i>(For attendant only R-net LED/LCD remote must be selected also)</i>	82	134
SAL090004	□	R-net dual control (mounted RH)	<i>(For dual control R-net LED/LCD remote must be selected also)</i>	387	629
LIGHTS & INDICATORS					
SAL020000	□	Lights & indicators		283	461
SAL020001	□	LED lights & indicators		339	551
SAL030061	○	VR2 lighting module	<i>(Select if VR2 controller and lights and indicators are chosen)</i>		
KERB CLIMBER					
SAL030401	□	Kerb climber	<i>(RWD only - not required on MWD base)</i>	140	229
RWD - REAR WHEELS & CASTORS					
STANDARD REAR WHEELS & CASTORS					
SAL070000	○	12.5" Pneumatic drive wheels	8" Solid castors <i>(58cm / 23" overall chair width)</i>		
SAL070001	○	12.5" Solid drive wheels	8" Solid castors <i>(58cm / 23" overall chair width)</i>		
SAL070002	○	14" Pneumatic drive wheels	9" Solid castors <i>(60cm / 24" overall chair width)</i>		
SAL070003	○	14" Solid drive wheels	9" Solid castors <i>(60cm / 24" overall chair width)</i>		
MWD - REAR WHEELS & CASTORS					
STANDARD REAR WHEELS & CASTORS					
SAL070006	○	13" Solid drive wheels	7" Solid castor / 6" solid rear wheel <i>(60cm / 24" overall chair width)</i>		
SAL070007	○	13" Pneumatic drive wheels	7" Solid castor / 6" solid rear wheel <i>(60cm / 24" overall chair width)</i>		
MOTOR SPEED					
SAL070102	○	3.2kph (2mph indoor setting)	<i>(6kph motor with reduced speed via programming)</i>		
SAL070100	○	6kph (4mph)			
SAL070101	□	10kph	<i>(Rear review mirror required by law)</i>	232	378

● = Standard		○ = No cost option		□ = Cost option		£	€		
COLOUR									
SAL090300	●	Silver (RWD)							
SAL090301	●	Red (MWD)	□	B4Me RAL colour options (MWD) - Please advise colour required			POA	POA	
			RAL Colour						
BATTERIES (RWD)								BATTERIES (MWD)	
SAL030100	●	60Ah gel batteries				SAL030102	●	50Ah gel batteries	
CHARGER									
SAL030200	●	8A Charger							
ACCESSORIES									
SAL090000	●	Transportation tie down points							
SAL090005	●	Adjustable lap strap							
SAL090001	□	Swing-away tray table 41- 48cm					149	242	
SAL090013	□	Swing-away tray table 46 - 51cm					149	242	
SAL030062	□	Swing-away tray mounted centre control					373	607	
SAL090011	□	R-net Bluetooth control module				(R-net Bluetooth computer mouse control)		538	874
SAL090012	□	Bluetooth USB mouse receiver				(if there is no Bluetooth function on the computer)		57	93
SAL090006	□	Rear view mirror					33	54	
SAL090003	□	Crutch holder				(not available on salsa M with powered lift, tilt or recline)		51	83
TRANSPORTATION OPTIONS									
		□	Dahl docking station option - Salsa R			Available as B4M build option		POA	POA
		□	Dahl docking station option - Salsa M			Available as B4M build option		POA	POA
Quickie Salsa - Base Price							£		
Option Price							£		
VAT							£		
Total Price							£		

JAY COMFORT SEAT OPTIONS & ACCESSORIES

JAY COMFORT

Seat pan, with 5cm (2") threshold



Upholstered wooden seat board complete with 5cm (2" front and rear threshold. Ideal for supporting air filled cushions.

Standard comfort cushion



This cushion has a 12mm (1/2") beech wood base with a slightly contoured foam cushion, featuring a 2cm (3/4") seat angle designed to aid client in front transfers.

Optimum comfort cushion



The Optimum comfort cushion provides additional contouring and support for increased user positioning. A built-inommel, thigh guides and a seat well for optimum comfort and positioning.

Shallow contour backrest Hard back, vertical strap or tension adj. straps



Anatomically shaped with a shallow contour and padded for extra comfort. Available as a solid wooden backrest, vertical strap option or with tension adjustable straps for posture management. Solid back height 50cm, vertical strap back height 57cm, tension adjustable back

Deep contour backrest - active








This back features tension adjustable straps for posture management and a 4" deep contour providing integrated lateral support around the lower back, tapering away at the shoulders so as not to restrict active users. - 57cm back height

Deep contour backrest - passive



Similar to the Deep Contour active backrest, this features tension adjustable straps and a 4" deep contour continuing up the whole of the backrest, ideal for clients with restricted movement. - 57cm back height

● = Standard				○ = No cost option		□ = Cost option				£	€
R-NET SPECIAL CONTROLS										<i>(R-NET OMNI required; 2 buddy buttons recom.)</i>	
SAL110001	□	R-Net OMNI colour display & special control input module							750	1216	
SAL110002	□	OMNI in scanning mode <i>(c/w 10 assignable functions through DB9 interface)</i>							750	1216	
Front control mountings											
SAL110010	○	Flexi mount									
<div><div>Left</div><div>Right</div></div> <div><div>SAL110018</div><div>○</div><div>○</div><div>SAL110019</div></div>											
SAL110020	□	Prop. Compact Joystick as hand control							1450	2351	
SAL110021	□	HMC mini joystick as hand control							1950	3162	
SAL110022	□	Switch-It 0-way joystick as hand control							2150	3487	
SAL110100	○	Fixed front mount									
SAL110101	□	Swing-away front mount							50	81	
<div><div>Left</div><div>Right</div></div> <div><div>SAL110151</div><div>○</div><div>○</div><div>SAL110152</div></div>											
<div><div></div><div></div><div></div><div></div></div> <div><div>SAL110001</div><div>SAL110021</div><div>SAL110020</div><div>SAL110022</div></div>											
R-Net Head related special input devices											
<i>(if you have already chosen a standard headrest then switch- It head array is not possible)</i>											
SAL110023	□	Switch-It head array / adult <i>(OMNI required, 2 BB recommended)</i>							2950	4784	
SAL110024	□	Switch-It 0-way joystick as chin control <i>(OMNI required, 2 BB recommended)</i>							2150	3487	
SAL110025	□	Proportional chin control <i>(proportional joystick; OMNI required; 2 BB recommended)</i>							750	1216	
SAL110026	□	Sip & Puff control <i>(tube and mouthpiece; OMNI required; 2 BB recommended)</i>							250	405	
SAL110027	□	HMC mini joystick as chin control <i>(OMNI required, 2 BB recommended)</i>							1950	3162	
SAL110028	□	Switch-It proportional head control <i>(OMNI required, 2 BB recommended)</i>							2750	4460	
SAL110029	□	Prop. Compact Joystick as chin control <i>(OMNI required, HMC flex switch kit incl.)</i>							1550	2540	
<div><div></div><div></div></div> <div><div>SAL110029</div><div>SAL110023</div></div>											
Head control s/a options											
SAL110102	□	Manual s/a option							195	316	
	□	Powered s/a option (select type below) <i>(not available with forus attendant control; s/a operation through separate switch)</i>									
<div><div>Left</div><div>Right</div></div> <div><div>SAL110151</div><div>○</div><div>○</div><div>SAL110152</div></div>											
SAL110103	□	Operated with buddy button <i>(operated via one buddy button - select colour below)</i>							950	1541	
SAL110104	□	Operated with ribbon switch							1250	2027	
<div><div></div><div>Powered swing away chin option</div></div>											
Buddy button switches										per switch	per switch
SAL110081	□	Red	x 1	SAL110085	□	Red	x 2	75	122		
SAL110082	□	Green	x 1	SAL110086	□	Green	x 2	75	122		
SAL110083	□	Yellow	x 1	SAL110087	□	Yellow	x 2	75	122		
SAL110084	□	Blue	x 1	SAL110088	□	Blue	x 2	75	122		
<div><div></div><div>Buddy buttons</div></div>											

- Submit with completed product order form
- All prices listed are net prices (No discount applies)
- Built-4-Me fax number: **+44(0)1384 42 19 75**
- Built-4-Me phone number: **+44(0)1384 42 15 21**

- Built-4-Me e-mail: built4me@sunmed.co.uk
- Parts Website: <http://parts.sunrisemedical.eu>

£

DYNAMIC CONTROLS - OPTION FOR SALSA M ONLY
Via B4M Department
SHARK CONTROLS (60A + 15A boost)
(Maximum two powered options - for more than 2 powered options choose DX)

<input type="checkbox"/> Shark remote with actuator keys (DK-REMD11B)	POA
Parallel swing-away controller mount RH <input type="radio"/> <input type="radio"/> LH	POA
<input type="checkbox"/> Centre flip-up controller mount RH <input type="checkbox"/> <input type="checkbox"/> LH	POA
<input type="checkbox"/> Shark remote with lights, indicators and actuator keys (DK-REMD21B)	POA
<input type="checkbox"/> Shark remote attendant only <i>(Mounted RH)</i>	POA
<input type="checkbox"/> Shark dual control <i>(mounted RH)</i> <i>(For dual control Shark remote must be selected also)</i>	POA

DX CONTROLS

<input type="checkbox"/> DX-REMG90 remote	POA
<input type="checkbox"/> DX LED remote (DX2-REM420)	POA
<input type="checkbox"/> DX LCD colour remote (DX-REM550)	POA
<input type="checkbox"/> DX Master tray remote (DX-REM41D)	POA
<input type="checkbox"/> DX Master scanner remote (DX-REMG91S)	POA
Parallel swing-away controller mount RH <input type="radio"/> <input type="radio"/> LH	
Centre flip-up controller mount RH <input type="checkbox"/> <input type="checkbox"/> LH	POA
<input type="checkbox"/> DX attendant only (mounted RH) <i>(For attendant control DX G90/LED/LCD remote must be selected also)</i>	POA
<input type="checkbox"/> DX dual control (mounted RH) <i>(For dual control DX G90/LED/LCD remote must be selected also)</i>	POA

DX SECONDARY (SPECIALIST) JOYSTICK OPTIONS

<input type="checkbox"/> DX mini joystick (DX-RJM-MINI)	POA
<input type="checkbox"/> DX Heavy duty joystick (DX-RJM-HD)	POA
<input type="checkbox"/> DX finger steer remote (DX-RJM-VIC-CCD)	POA
<input type="checkbox"/> DX 4 switch module with mode (DXACC4B)	POA

I-PORTAL

<input type="checkbox"/> Bluetooth connector module (DJ-BTINT)	POA
<input type="checkbox"/> Bluetooth connector module with accessibility (DJ-BTINT-ACC)	POA
<input type="checkbox"/> I-Portal with HID control (DJ-BTINT-HID)	POA
<input type="checkbox"/> I-Portal with HID and accessibility control (DJ-BTINT-HID-ACC)	POA

I-PORTAL MOUNTING

<input type="checkbox"/> Gooseneck with cradle - 300mm (DJ-GNKS-IPH)	POA
<input type="checkbox"/> Gooseneck with cradle - 450mm (DJ-GNKL-IPH)	POA