

# SHOWER CHAIRS



## AquaMaster Static Shower & Toileting Chair

Maximum Load 200kg (31 stones) (440lb)

- Modular painted rigid one-piece mild steel frame
- Standard seat height (50cm/20")
- Painted stainless steel removable fixed height armrests
- Choice of seat options
- Fixed height backrest (46cm/18")
- Slip resistant rubber feet

code	product	description	Price
A02	AquaMaster Static Shower Chair	Horseshoe, Aperture, Flat Padded Seat 17" (445mm)	from <b>£193</b>
A02	AquaMaster Static Shower Chair	Horseshoe, Aperture, Flat Padded Seat 19" (460mm)	from <b>£255</b>
A02	AquaMaster Static Shower Chair	Horseshoe, Aperture, Flat Padded Seat 21" (510mm)	from <b>£411</b>

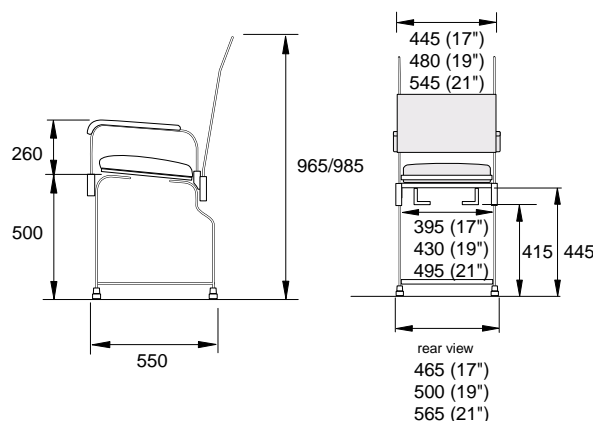
Chiltern Invadex shower chairs are available with a large range of options and accessories, allowing the chair to be configured to suit specific client requirements. An electronic codebreaker and quick order form are available to help select the appropriate standard options. Please contact Customer Service for details or to arrange a visit by a Technical Sales Representative.

## A02 Shower chair custom made features

selection	description	Price
<b>Chair type/width</b>	Available in custom widths (please specify width)	<b>£258</b>
	Stainless steel frame on above	<b>£505</b>
<b>Height</b>	Raise or lower seat height (state height, max + 150mm/6")	<b>£98</b>
<b>Backrest options</b>	Additional recline (state angle of recline max 10 degrees)	<b>£26</b>
	Pram handle backrest	<b>£31</b>
	Height change (state height required)	<b>£37</b>
	Full height backrest material	<b>£21</b>
	Backrest cushion (state thickness - 25, 50 or 75mm/ 1", 2" or 3")	<b>£67</b>
	AP style backrest	<b>£31</b>
<b>Seat type</b>	Without seat	- <b>£45</b>
<b>Seat options</b>	Seat skirt (for padded horseshoe and padded aperture seats only)	<b>£32</b>
	Extra padding (state thickness max +25mm/+ 1")	<b>£37</b>
	Reduced or no padding (state thickness)	<b>£21</b>
	Dartex seat covering	<b>£21</b>
<b>Commode options</b>	Pan cradle	<b>£15</b>
	Pan sliders	<b>£20</b>
	Commode pan round	<b>£27</b>
	Commode pan oval	<b>£32</b>
<b>Armrests</b>	Height increased or lowered (state height from top of seat)	<b>£37</b>
<b>Armrests pad options</b>	Pair special soft pads	<b>£57</b>
	Pair padded armrests (state thickness - 25, 50 or 75mm/ 1", 2" or 3")	<b>£88</b>
	<b>Pair gutter channel armrests</b>	<b>£103</b>
	Pair drop down armrests (includes special backrest)	<b>£145</b>
	Length increased or lowered (state length required)	<b>£37</b>

## Technical information

Note: Allow 50-60mm for padded seat.  
Dimensions are for guidance only. For comprehensive dimensional information see the Chiltern Invadex AquaMaster brochure.



### SYMBOLS:

Bulk/oversized item



Made to order (see P200)



Tel: 0800 917 0399

www.chilterninvadex.co.uk

Fax: +44 (0) 1869 365588

sales@chilterninvadex.co.uk

# SHOWER CHAIRS



## AquaMaster Attendant Propelled Shower & Toileting Chair Maximum Load 200kg (31 stones) (440lb)

- Modular painted rigid one-piece mild steel frame
- Stainless steel swing-away footrests with composite height adjustable footplate
- Standard seat height (55cm/22")
- Painted stainless steel removable fixed height armrests
- Choice of seat options
- Fixed height backrest with choice of handles
- 4 braked castors - attendant propelled version

code	product	seat options	Price
A06	AquaMaster Attendant Propelled	Horseshoe, Aperture, Flat Padded Seat 17" (445mm)	from £327
A06	AquaMaster Attendant Propelled	Horseshoe, Aperture, Flat Padded Seat 19" (460mm)	from £364
A06	AquaMaster Attendant Propelled	Horseshoe, Aperture, Flat Padded Seat 21" (510mm)	from £551

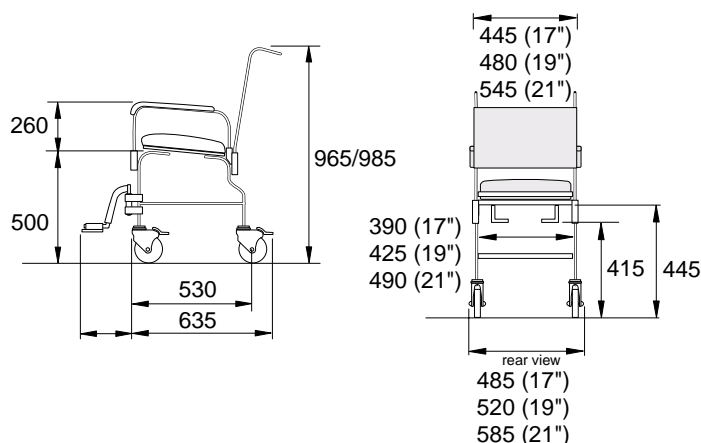
Chiltern Invadex shower chairs are available with a large range of options and accessories, allowing the chair to be configured to suit specific client requirements. An electronic codebreaker and quick order form are available to help select the appropriate standard options. Please contact Customer Service for details or to arrange a visit by a Technical Sales Representative. Available with extended seat option and with or without footplates. Additional charge applies for optional extras.

## A06 Shower chair custom made features

selection	description	Price
<b>Chair type/width</b>	Available in custom widths (please specify width)	£POA
<b>Height</b>	Raise or lower seat height (state height, max + 150mm/6")	£98
<b>Backrest options</b>	Additional recline (state angle of recline max 10 degrees)	£26
	Pram handle backrest	£31
	Height change (state height required)	£37
	Full height backrest material	£21
	Backrest cushion (state thickness - 25, 50 or 75mm/ 1", 2" or 3")	£67
	AP style backrest	£31
<b>Seat type</b>	Without seat	- £45
<b>Seat options</b>	Seat skirt (for padded horseshoe and padded aperture seats only)	£32
	Extra padding (state thickness max +25mm/+ 1")	£37
	Reduced or no padding (state thickness)	£21
	Dartex seat covering	£21
<b>Commode options</b>	Pan cradle	£15
	Pan sliders	£20
	Commode pan round	£27
	Commode pan oval	£32
<b>Armrests</b>	Height increased or lowered (state height from top of seat)	£37
<b>Armrests pad options</b>	Pair special soft pads	£57
	Pair padded armrests (state thickness - 25, 50 or 75mm/ 1", 2" or 3")	£88
	Pair gutter channel armrests	£103
	Pair drop down armrests (includes special backrest)	£145
	Length increased or lowered (state length required)	£37
	Front safety bar (includes special armrests)	£36

## Technical information

Note: Allow 50-60mm for padded seat.  
Dimensions are for guidance only. For comprehensive dimensional information see the Chiltern Invadex AquaMaster brochure.



### SYMBOLS:

Bulk/oversized item



Made to order (see P200)



Tel: 0800 917 0399

www.chilterninvadex.co.uk

Fax: +44 (0) 1869 365588

sales@chilterninvadex.co.uk

# SHOWER CHAIRS



## AquaMaster Attendant Propelled Shower & Toileting Chair Maximum Load 200kg (31 stones) (440lb)

- Modular painted rigid one-piece mild steel frame
- Painted stainless steel removable fixed height armrests
- Fixed height backrest with choice of handles
- Stainless steel swing-away footrests with composite height adjustable footplate
- Choice of seat options
- Standard seat height (55cm/22")
- Choice of wheel options

code	product	seat options	Price
A08	AquaMaster Self Propelled	Horseshoe, Aperture, Flat Padded Seat 17" (445mm)	<b>£397</b>
A08	AquaMaster Self Propelled	Horseshoe, Aperture, Flat Padded Seat 19" (460mm)	<b>£464</b>
A08	AquaMaster Self Propelled	Horseshoe, Aperture, Flat Padded Seat 21" (510mm)	<b>£628</b>

Chiltern Invadex shower chairs are available with a large range of options and accessories, allowing the chair to be configured to suit specific client requirements. An electronic codebreaker and quick order form are available to help select the appropriate standard options. Please contact Customer Service for details or to arrange a visit by a Technical Sales Representative. Available with extended seat option and with or without footplates. Self propelling models are available with a choice of wheel size options - 20", 22", 24". Prices shown are for standard chair (20" wheel). Additional charge applies for optional extras.

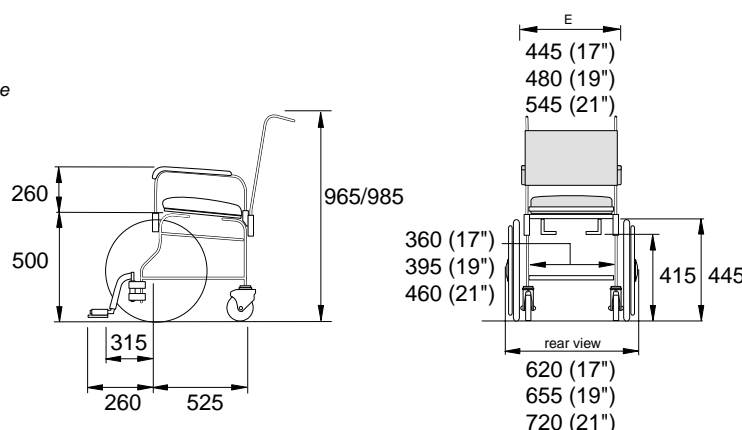
## A08 Shower chair custom made features

selection	description	Price
<b>Chair type/width</b>	Available in custom widths (please specify width)	<b>£POA</b>
<b>Height</b>	Raise or lower seat height (state height, max + 150mm/6")	<b>£98</b>
<b>Backrest options</b>	Additional recline (state angle of recline max 10 degrees)	<b>£26</b>
	Pram handle backrest	<b>£31</b>
	Height change (state height required)	<b>£37</b>
	Full height backrest material	<b>£21</b>
	Backrest cushion (state thickness - 25, 50 or 75mm/ 1", 2" or 3")	<b>£67</b>
	AP style backrest	<b>£31</b>
<b>Seat type</b>	Without seat	<b>- £45</b>
<b>Seat options</b>	Seat skirt (for padded horseshoe and padded aperture seats only)	<b>£32</b>
	Extra padding (state thickness max +25mm/+ 1")	<b>£37</b>
	Reduced or no padding (state thickness)	<b>£21</b>
	Dartex seat covering	<b>£21</b>
<b>Commode options</b>	Pan cradle	<b>£15</b>
	Pan sliders	<b>£20</b>
	Commode pan round	<b>£27</b>
	Commode pan oval	<b>£32</b>
<b>Armrests</b>	Height increased or lowered (state height from top of seat)	<b>£37</b>
<b>Armrests pad options</b>	Pair special soft pads	<b>£57</b>
	Pair padded armrests (state thickness - 25, 50 or 75mm/ 1", 2" or 3")	<b>£88</b>
	Pair gutter channel armrests	<b>£103</b>
	Pair drop down armrests (includes special backrest)	<b>£145</b>
	Length increased or lowered (state length required)	<b>£37</b>
	Front safety bar (includes special armrests)	<b>£36</b>

Prices quoted for custom made features are nett prices

## Technical information

Note: Allow 50-60mm for padded seat.  
Dimensions are for guidance only. For comprehensive dimensional information see the Chiltern Invadex AquaMaster brochure.  
Dimensions are based on 20" diameter wheel.



### SYMBOLS:

Bulk/oversized item



Made to order (see P200)



Tel: 0800 917 0399

www.chilterninvadex.co.uk

Fax: +44 (0) 1869 365588

sales@chilterninvadex.co.uk



## AquaMaster Shower & Toileting Chair

Maximum Load 200kg (31 stones) (440lb)

- Modular painted rigid one-piece mild steel frame
- Painted stainless steel removable fixed height armrests
- Painted stainless steel removable fixed height armrests
- Choice of seat options
- Standard seat height (55cm/22")
- Choice of wheel options

code	product	description	Price
A11	AquaMaster Self Propelled	Horseshoe, Aperture, Flat Padded Seat 17" (445mm)	from <b>£397</b>
A11	AquaMaster Self Propelled	Horseshoe, Aperture, Flat Padded Seat 19" (460mm)	from <b>£464</b>
A11	AquaMaster Self Propelled	Horseshoe, Aperture, Flat Padded Seat 21" (510mm)	from <b>£628</b>

Chiltern Invadex shower chairs are available with a large range of options and accessories, allowing the chair to be configured to suit specific client requirements. An electronic codebreaker and quick order form are available to help select the appropriate standard options. Please contact Customer Service for details or to arrange a visit by a Technical Sales Representative. Self propelling models are available with a choice of wheel size options - 20", 22", 24". Prices shown are for standard chair (22" wheel). Additional charge applies for optional extras.

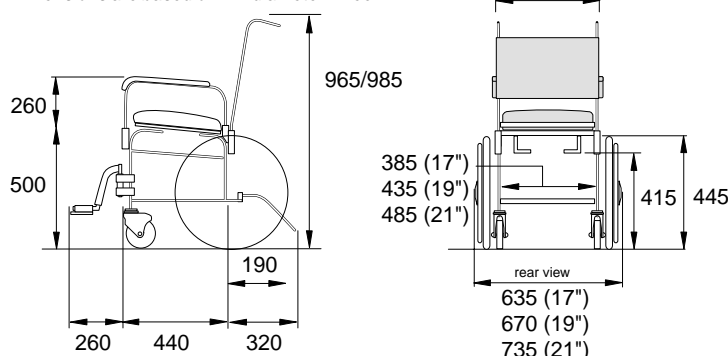
### A11 Shower chair custom made features

selection	description	Price
<b>Chair type/width</b>	Available in custom widths (please specify width)	<b>£POA</b>
<b>Height</b>	Raise or lower seat height (state height, max + 150mm/6")	<b>£98</b>
<b>Backrest options</b>	Additional recline (state angle of recline max 10 degrees)	<b>£26</b>
	Pram handle backrest	<b>£31</b>
	Height change (state height required)	<b>£37</b>
	Full height backrest material	<b>£21</b>
	Backrest cushion (state thickness - 25, 50 or 75mm/ 1", 2" or 3")	<b>£67</b>
	AP style backrest	<b>£31</b>
<b>Seat type</b>	Without seat	<b>- £45</b>
<b>Seat options</b>	Seat skirt (for padded horseshoe and padded aperture seats only)	<b>£32</b>
	Extra padding (state thickness max +25mm/+ 1")	<b>£37</b>
	Reduced or no padding (state thickness)	<b>£21</b>
	Dartex seat covering	<b>£21</b>
<b>Commode options</b>	Pan cradle	<b>£15</b>
	Pan sliders	<b>£20</b>
	Commode pan round	<b>£27</b>
	Commode pan oval	<b>£32</b>
<b>Armrests</b>	Height increased or lowered (state height from top of seat)	<b>£37</b>
<b>Armrests pad options</b>	Pair special soft pads	<b>£57</b>
	Pair padded armrests (state thickness - 25, 50 or 75mm/ 1", 2" or 3")	<b>£88</b>
	Pair gutter channel armrests	<b>£103</b>
	Pair drop down armrests (includes special backrest)	<b>£145</b>
	Length increased or lowered (state length required)	<b>£37</b>
	Front safety bar (includes special armrests)	<b>£36</b>

Prices quoted for custom made features are nett prices. Additional custom made features are available - please contact Customer Services.

### Technical information

Note: Allow 50-60mm for padded seat.  
Dimensions are for guidance only. For comprehensive dimensional information see the Chiltern Invadex AquaMaster brochure.  
Dimensions are based on 22" diameter wheel.



### AquaMaster Attendant Propelled Shower & Toileting Chair

Maximum Load 165kg (26 stones) (363lb)

- Moulded seasy clean seat
- Excellent thermal properties provide a warm feel to the skin
- Fitted armrests
- Locking castors



**A12**  
Shower mate with moulded polypropylene seat  
**£105**

#### SYMBOLS:

Bulk/oversized item



Made to order (see P200)



Tel: 0800 917 0399

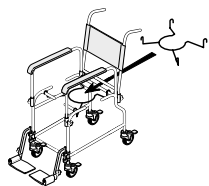
www.chilterninvadex.co.uk

Fax: +44 (0) 1869 365588

sales@chilterninvadex.co.uk

# SHOWER CHAIRS

## AquaMaster shower chair accessories



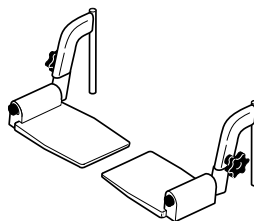
### Commode cradle

CHCS3020 Commode cradle £15



### Commode pan

201-00147 Round pan £27



### Short Footrests

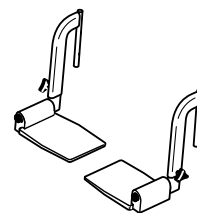
Used instead of standard footrests where feet require support at a higher level (18 and 90 degree options).

#### 18 Degree

211-00528 Left hand (as sat in chair) £28  
211-00529 Right hand (as sat in chair) £28

#### 90 Degree

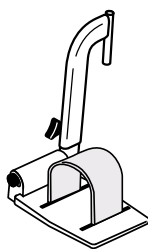
211-00530 Left hand (as sat in chair) £28  
211-00531 Right hand (as sat in chair) £28



### 90 degree footrests

Use instead of standard footrests, where space is limited, or if the users posture requires feet to be positioned closer to the chair frame

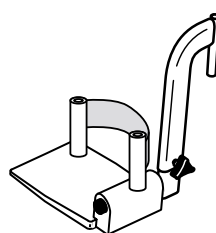
211-00526 90 degree footrests (LH) £28  
211-00527 90 degree footrests (RH) £28



### Footrests with toe straps

Used instead of standard footplates. Prevents involuntary movements and protects the user/carer against injury.

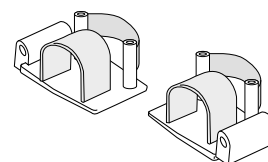
211-00523 Left hand (as sat in chair) £49  
211-00522 Right hand (as sat in chair) £49



### Footrests with heel straps

Provides additional support for feet. Prevents the user from slipping off the back and falling forwards.

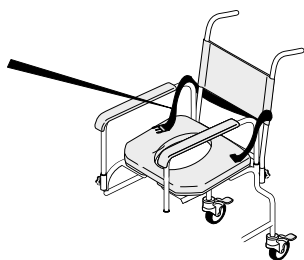
211-00521 Left hand (as sat in chair) £49  
211-00520 Right hand (as sat in chair) £49



### Footrests with heel straps/toe straps

Provides total support of feet against involuntary movement

211-00525 Footrests c/w heel & toe (LH) £76  
211-00524 Footrests c/w heel & toe (RH) £76

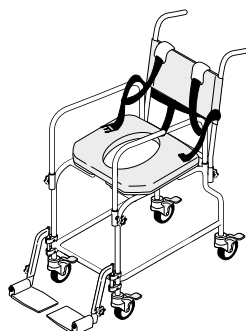


### Waist strap

Buckle or Velcro type options. Supports the waist and prevents involuntary movement of upper body/ accidentally slipping out of chair.

201-00113 Velcro type (standard/19" chairs) £17  
203-00046 Velcro type (to suit wider chairs) £17  
201-00085 Buckle strap (standard/19" chairs) £17\*  
203-00014 Buckle strap (to suit wider chairs) £17\*

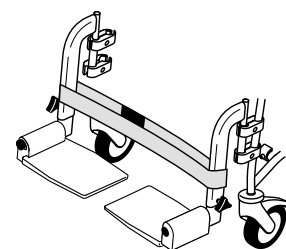
\* CHCS027 x2 required £5.50 ea



### Full support harness

Prevents involuntary movement of upper body/accidentally slipping out of chair.

201-00143 (to suit all chairs) £57



### Calf strap

Attaches around both footrest holders. Provides support to the lower leg.

201-00146 Calf strap (to suit standard/19" chair) £10  
203-00050 Calf strap (to suit wider chairs) £10

#### SYMBOLS:

Bulk/oversized item



Made to order (see P200)



Tel: 0800 917 0399

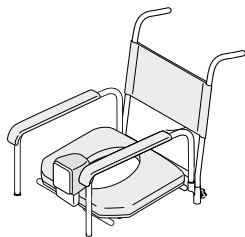
www.chilterninvadex.co.uk

Fax: +44 (0) 1869 365588

sales@chilterninvadex.co.uk

# SHOWER CHAIRS

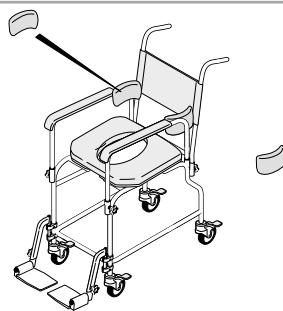
## AquaMaster shower chair accessories



### Pommel

Fitted to the front of an aperture seat, the Pommel reduces the risk of clients sliding off the seat.

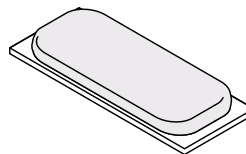
201-00139 Pommel (small aperture) £91  
201-00140 Pommel (medium aperture) £91



### Thoracic support

Provides lateral support to the users trunk (adjustable)

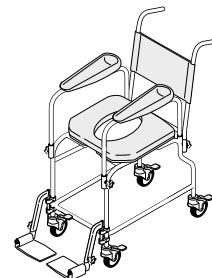
CHCS3040 Thoracic support (pair) £289  
CHCS3041 Thoracic support (LH\*) £145  
CHCS3042 Thoracic support (RH\*) £145  
\*as sat in chair



### Padded foot tray

Soft padded support to suit sensitive feet. Clips over standard footplates.

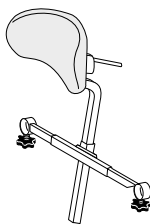
201-00136 Foot tray 450mm (18") £60  
CHCS3021 Foot tray 475mm (19") £72  
203-00049 Foot tray 525mm (21") £94



### Channel armrest

Fitted instead of standard armrests to provide greater support to the users forearm

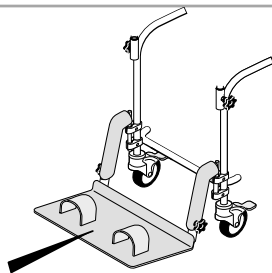
CHCS3060 Channel armrest (single) £52



### Head support

Provides padded support for the users head (fully adjustable to suit)

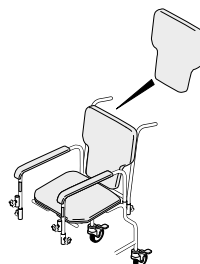
CHCS3050 Head support (push handle) £206  
CHCS3051 Head support (straight handle) £248



### Foot tray

Black foot support tray with adjustable footstraps (footstrap size options available) c/w closed cell foam footrest supports.

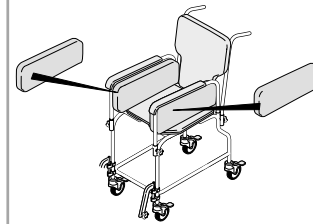
CHCS049 17" Foot tray £83  
CHCS049-1 19" Foot tray £83  
CHCS049-2 21" Foot tray £83



### Back pad

Provides additional padded back support (17" wide only)  
25/50/75mm thick options

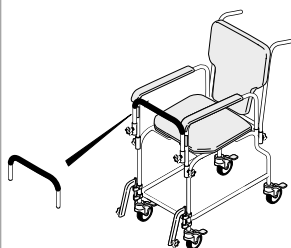
CHCS3072 Back pad 17" 25mm (1") £88  
CHCS3071 Back pad 17" 50mm (2") £88  
CHCS3070 Back pad 17" 75mm (3") £88



### Side pad

Provides extra padded side support  
25/50/75mm thick options

CHCS3082 Side pads 25mm (1") £70 ea  
CHCS3081 Side pads 50mm (2") £70 ea  
CHCS3080 Side pads 75mm (3") £70 ea



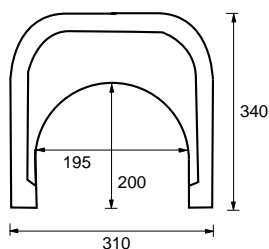
### Front safety bar

Fitted across the front of the chair to provide extra support to the user and to prevent the risk of accidental fall (17" wide only)

CHCS009 Front safety bar



£35

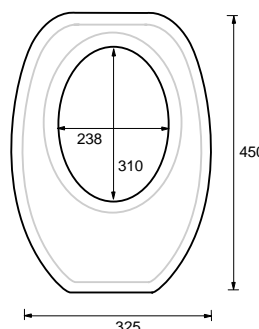


### Splash guard

To suit Horseshoe seat.  
Fits on AquaMaster pan sliders.

201-00137 Splash guard £34

Urine deflector also available.



### Toilet splash guard

CHSPLASH Toilet splash guard £29

#### SYMBOLS:

Bulk/oversized item



Made to order (see P200)



Tel: 0800 917 0399

www.chilterninvadex.co.uk

Fax: +44 (0) 1869 365588

sales@chilterninvadex.co.uk